

The Race between Man and Machine: Implications of Technology for Growth, Factor Shares, and Employment[†]

By Daron Acemoglu and Pascual Restrepo*

We examine the concerns that new technologies will render labor redundant in a framework in which tasks previously performed by labor can be automated and new versions of existing tasks, in which labor has a comparative advantage, can be created. In a static version where capital is fixed and technology is exogenous, automation reduces employment and the labor share, and may even reduce wages, while the creation of new tasks has the opposite effects. Our full model endogenizes capital accumulation and the direction of research toward automation and the creation of new tasks. If the long-run rental rate of capital relative to the wage is sufficiently low, the long-run equilibrium involves automation of all tasks. Otherwise, there exists a stable balanced growth path in which the two types of innovations go hand-in-hand. Stability is a consequence of the fact that automation reduces the cost of producing using labor, and thus discourages further automation and encourages the creation of new tasks. In an extension with heterogeneous skills, we show that inequality increases during transitions driven both by faster automation and the introduction of new tasks, and characterize the conditions under which inequality stabilizes in the long run. (JEL D63, E22, E23, E24, J24, O33, O41)

The accelerated automation of tasks performed by labor raises concerns that new technologies will make labor redundant (e.g., Brynjolfsson and McAfee 2014; Akst 2013; Autor 2015). The recent declines in the labor share in national income and the employment to population ratio in the United States (e.g., Karabarbounis and Neiman 2014; Oberfield and Raval 2014) are often interpreted as evidence for the claims that as digital technologies, robotics, and artificial intelligence penetrate the economy, workers will find it increasingly difficult to compete against machines, and their compensation will experience a relative or even absolute decline.

*Acemoglu: Department of Economics, MIT, 77 Massachusetts Avenue, Cambridge, MA 02142 (email: daron@mit.edu); Restrepo: Department of Economics, Boston University, 270 Bay State Road, Boston, MA 02215 (email: pascual@bu.edu). This paper was accepted to the *AER* under the guidance of Mark Aguiar, Coeditor. We thank Philippe Aghion, David Autor, Erik Brynjolfsson, Chad Jones, John Van Reenen, three anonymous referees, and participants at various conferences and seminars for useful comments and suggestions. We are grateful to Giovanna Marcolongo and Mikel Petri for research assistance. Jeffrey Lin generously shared all of his data with us. We also gratefully acknowledge financial support from the Bradley Foundation, the Sloan Foundation, and the Toulouse Network on Information Technology. Restrepo thanks the Cowles Foundation and the Yale Economics Department for their hospitality.

[†]Go to <https://doi.org/10.1257/aer.20160696> to visit the article page for additional materials and author disclosure statement(s).

Yet, we lack a comprehensive framework incorporating such effects, as well as potential countervailing forces.

The need for such a framework stems not only from the importance of understanding how and when automation will transform the labor market, but also from the fact that similar claims have been made, but have not always come true, about previous waves of new technologies. Keynes famously foresaw the steady increase in per capita income during the twentieth century from the introduction of new technologies, but incorrectly predicted that this would create widespread technological unemployment as machines replaced human labor (Keynes 1930). In 1965, economic historian Robert Heilbroner confidently stated that “as machines continue to invade society, duplicating greater and greater numbers of social tasks, it is human labor itself—at least, as we now think of ‘labor’—that is gradually rendered redundant” (quoted in Akst 2014, p. 2). Wassily Leontief was equally pessimistic about the implications of new machines. By drawing an analogy with the technologies of the early twentieth century that made horses redundant, in an interview¹ he speculated that “Labor will become less and less important... More and more workers will be replaced by machines. I do not see that new industries can employ everybody who wants a job.”

This paper is a first step in developing a conceptual framework to study how machines replace human labor and why this might (or might not) lead to lower employment and stagnant wages. Our main conceptual innovation is to propose a framework in which tasks previously performed by labor are automated, while at the same time other new technologies complement labor: specifically, in our model this takes the form of the introduction of new tasks in which labor has a comparative advantage. Herein lies our answer to Leontief’s analogy: the difference between human labor and horses is that humans have a comparative advantage in new and more complex tasks. Horses did not. If this comparative advantage is significant and the creation of new tasks continues, employment and the labor share can remain stable in the long run even in the face of rapid automation.

The importance of new tasks is well illustrated by the technological and organizational changes during the Second Industrial Revolution, which not only involved the replacement of the stagecoach by the railroad, sailboats by steamboats, and of manual dock workers by cranes, but also the creation of new labor-intensive tasks. These tasks generated jobs for engineers, machinists, repairmen, conductors, back-office workers, and managers involved with the introduction and operation of new technologies (e.g., Landes 1969; Chandler 1977; and Mokyr 1990).

Today, as industrial robots, digital technologies, computer-controlled machines, and artificial intelligence replace labor, we are again witnessing the emergence of new tasks ranging from engineering and programming functions to those performed by audio-visual specialists, executive assistants, data administrators and analysts, meeting planners, and social workers. Indeed, during the last 35 years, new tasks and new job titles have accounted for a large fraction of US employment growth. To document this fact, we use data from Lin (2011) to measure the share of *new job titles*, jobs in which workers perform tasks that are different from tasks in previously

¹ Charlotte Curtis, “Machines vs. Workers,” *The New York Times*, February 8, 1983.

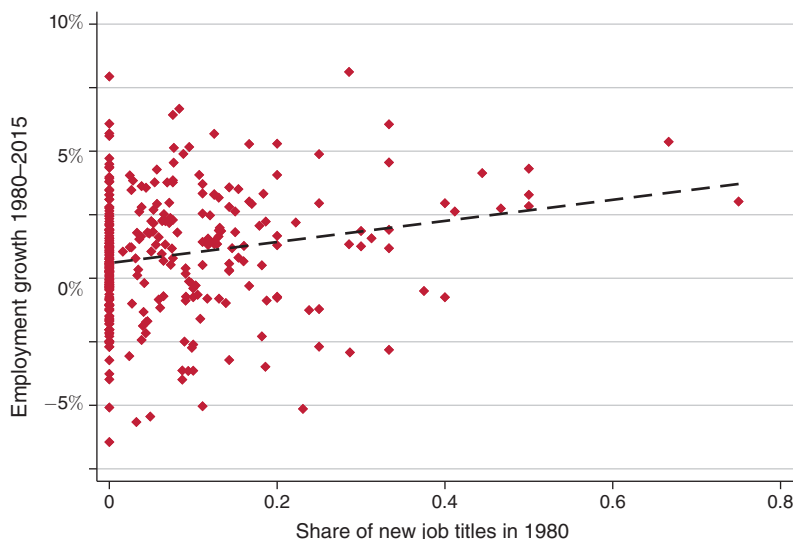


FIGURE 1. EMPLOYMENT GROWTH BY OCCUPATION BETWEEN 1980 AND 2015 (ANNUALIZED) AND THE SHARE OF NEW JOB TITLES IN 1980

existing jobs, within each occupational category. In 2000, about 70 percent of computer software developers (an occupational category employing one million people at the time) held new job titles. Similarly, in 1990 “radiology technician” and in 1980 “management analyst” were new job titles. Figure 1 shows that occupations with 10 percentage points more new job titles (which is approximately the sample average in 1980) experienced 0.41 percent faster employment growth between 1980 and 2015. This estimate implies that about 60 percent of the 50 million or so jobs added during this 35-year period are associated with the additional employment growth in occupations with new job titles (relative to occupations with no new job titles).²

We start with a static model in which capital is fixed and technology is exogenous. There are two types of technological changes: automation allows firms to substitute capital for tasks previously performed by labor, while the creation of new tasks enables the replacement of old tasks by new variants in which labor has a higher productivity. Our static model provides a rich but tractable framework that clarifies how automation and the creation of new tasks shape the production possibilities of the economy and determine factor prices, factor shares in national income, and employment. Automation always reduces the labor share and employment, and may even reduce wages.³ Conversely, the creation of new tasks

²The relationship shown in Figure 1 controls for the demographic composition of employment in the occupation in 1980. In online Appendix B, we show that the same relationship holds between the share of new job titles in 1990 (in 2000) and employment growth from 1990 to 2015 (from 2000 to 2015), and that these patterns are present without any controls and when we control for average education in the occupation and the structural changes in the US economy as well. The data for 1980, 1990 and 2000 are from the US Census. The data for 2015 are from the American Community Survey. Additional information on the data and our sample is provided in online Appendix B.

³The effects of automation in our model contrast with the implications of factor-augmenting technologies. As we discuss in greater detail later and in particular in footnote 19, the effects of factor-augmenting technologies

increases wages, employment, and the labor share. These comparative statics follow because factor prices are determined by the range of tasks performed by capital and labor, and shifts in technology alter the range of tasks performed by each factor (see also Acemoglu and Autor 2011).

We then embed this framework in a dynamic economy in which capital accumulation is endogenous, and we characterize restrictions under which the model delivers balanced growth with automation and creation of new tasks, which we take to be a good approximation to economic growth in the United States and the United Kingdom over the last two centuries. The key restrictions are that there is exponential productivity growth from the creation of new tasks and that the two types of technological changes (automation and the creation of new tasks) advance at equal rates. A critical difference from our static model is that capital accumulation responds to permanent shifts in technology in order to keep the interest rate and hence the rental rate of capital constant. As a result, the dynamic effects of technology on factor prices depend on the response of capital accumulation as well. The response of capital ensures that the productivity gains from both automation and the introduction of new tasks fully accrue to labor (the relatively inelastic factor). Although the real wage in the long run increases because of this productivity effect, automation still reduces the labor share and employment.

Our full model endogenizes the rates of improvement of these two types of technologies by marrying our task-based framework with a directed technological change setup. This full version of the model remains tractable and allows a complete characterization of balanced growth paths. If the long-run rental rate of capital is very low relative to the wage, there will not be sufficient incentives to create new tasks, and the long-run equilibrium involves full automation, akin to Leontief's "horse equilibrium." Otherwise, the long-run equilibrium involves balanced growth based on equal advancement of the two types of technologies. Under natural assumptions, this (interior) balanced growth path is stable, so that when automation runs ahead of the creation of new tasks, market forces induce a slowdown in subsequent automation and more rapid countervailing advances in the creation of new tasks. This stability result highlights a crucial new force: a wave of automation pushes down the effective cost of producing with labor, discouraging further efforts to automate additional tasks and encouraging the creation of new tasks.

The stability of the balanced growth path implies that periods in which automation runs ahead of the creation of new tasks tend to trigger self-correcting forces, and as a result, the labor share and employment stabilize and could return to their initial levels. Whether this is the case depends on the reason why automation paced ahead in the first place. If this is caused by the random arrival of a series of automation technologies, the long-run equilibrium takes us back to the same initial levels of employment and labor share. If, on the other hand, automation surges because of a change in the innovation possibilities frontier (making automation easier relative to the creation of new tasks), the economy will tend toward a new balanced growth

on the labor share depend on the elasticity of substitution between capital and labor. In addition, capital-augmenting technological improvements always increase the wage, while labor-augmenting ones also increase the wage provided that the elasticity of substitution between capital and labor is greater than the capital share in national income. This contrast underscores that it would be misleading to think of automation in terms of factor-augmenting technologies. See Acemoglu and Restrepo (2018).

path with lower levels of employment and labor share. In neither case does rapid automation necessarily bring about the demise of labor.⁴

We also consider three extensions of our model. First, we introduce heterogeneity in skills, and assume that skilled labor has a comparative advantage in new tasks, which we view as a natural assumption.⁵ Because of this pattern of comparative advantage, automation directly takes jobs away from unskilled labor and increases inequality, while new tasks directly benefit skilled workers and at first increase inequality as well. Over the long run, the standardization of new tasks help low-skill workers. We characterize the conditions under which standardization is sufficient to restore stable inequality in the long run. This extension formalizes the idea that both automation and the creation of new tasks increase inequality in the short run but standardization limits the increase in inequality in the long run.

Our second extension modifies our baseline patent structure and reintroduces the creative destruction of the profits of previous innovators, which is absent in our main model, though it is often assumed in the endogenous growth literature. The results in this case are similar, but the conditions for uniqueness and stability of the balanced growth path are more demanding.

Finally, we study the efficiency properties of the process of automation and creation of new technologies, and point to a new source of inefficiency leading to excessive automation: when the wage rate is above the opportunity cost of labor (due to labor market frictions), firms will choose automation to save on labor costs, while the social planner, taking into account the lower opportunity cost of labor, would have chosen less automation.

Our paper can be viewed as a combination of task-based models of the labor market with directed technological change models.⁶ Task-based models have been developed both in the economic growth and labor literatures, dating back at least to Roy's (1951) seminal work. The first important recent contribution, Zeira (1998), proposed a model of economic growth based on capital-labor substitution. Zeira's model is a special case of our framework. Acemoglu and Zilibotti (2001) developed a simple task-based model with endogenous technology and applied it to the study of productivity differences across countries, illustrating the potential mismatch between new technologies and the skills of developing economies (see also Zeira 2006; Acemoglu 2010). Autor, Levy, and Murnane (2003) suggested that the increase in inequality in the US labor market reflects the automation and computerization of routine tasks.⁷ Our static model is most similar to Acemoglu and Autor (2011). Our full framework extends this model not only because of the dynamic equilibrium incorporating capital accumulation and directed technological change, but also because tasks are combined with a general elasticity of substitution,

⁴ Yet, it is also possible that some changes in parameters shift us away from the region of stability to the full automation equilibrium.

⁵ This assumption builds on Schultz (1975). See also Greenwood and Yorukoglu (1997); Caselli (1999); Galor and Moav (2000); Acemoglu, Gancia, and Zilibotti (2012); and Beaudry, Green, and Sand (2016).

⁶ On directed technological change and related models, see Acemoglu (1998, 2002, 2003, 2007); Kiley (1999); Caselli and Coleman (2006); Thoenig and Verdier (2003); and Gancia, Müller, and Zilibotti (2013).

⁷ Acemoglu and Autor (2011); Autor and Dorn (2013); Jaimovich and Siu (2014); Foote and Ryan (2015); Burstein, Morales, and Vogel (2014); and Burstein and Vogel (2017) provide various pieces of empirical evidence and quantitative evaluations on the importance of the endogenous allocation of tasks to factors in recent labor market dynamics.

and because the equilibrium allocation of tasks depends both on factor prices and the state of technology.⁸

Three papers from the economic growth literature that are related to our work are Acemoglu (2003), Jones (2005), and Hémous and Olsen (2016). The first two papers develop growth models in which the aggregate production function is endogenous and, in the long run, adapts to make balanced growth possible. In Jones (2005), this occurs because of endogenous choices about different combinations of activities/technologies. In Acemoglu (2003), this long-run behavior is a consequence of directed technological change in a model of factor-augmenting technologies. Our task-based framework here is a significant departure from this model, especially since it enables us to address questions related to automation, its impact on factor prices and its endogenous evolution. In addition, our framework provides a more robust economic force ensuring the stability of the balanced growth path: while in models with factor-augmenting technologies stability requires an elasticity of substitution between capital and labor that is less than 1 (so that the more abundant factor commands a lower share of national income), we do not need such a condition in this framework.⁹ Hémous and Olsen (2016) propose a model of automation and horizontal innovation with endogenous technology, and use it to study the consequences of different types of technologies on inequality. High wages (in their model for low-skill workers) encourage automation. But unlike in our model, the unbalanced dynamics that this generates are not countered by other types of innovations in the long run. Also worth noting is Kotlikoff and Sachs (2012), who develop an overlapping generation model in which automation may have long-lasting effects. In their model, automation reduces the earnings of current workers, and via this channel, depresses savings and capital accumulation.

The rest of the paper is organized as follows. Section I presents our task-based framework in the context of a static economy. Section II introduces capital accumulation and clarifies the conditions for balanced growth in this economy. Section III presents our full model with endogenous technology and establishes, under some plausible conditions, the existence, uniqueness, and stability of a balanced growth path with two types of technologies advancing in tandem. Section IV considers the three extensions mentioned above. Section V concludes. Appendix A contains the proofs of our main results, while online Appendix B contains the remaining proofs, additional results, and the details of the empirical analysis presented above.

I. Static Model

We start with a static version of our model with exogenous technology, which allows us to introduce our main setup in the simplest fashion and characterize the

⁸ Acemoglu and Autor's model, like ours, is one in which a discrete number of labor types are allocated to a continuum of tasks. Costinot and Vogel (2010) develop a complementary model in which there is a continuum of skills and a continuum of tasks. See also Hawkins, Michaels, and Oh (2015), which shows how a task-based model is more successful than standard models in matching the comovement of investment and employment at the firm level.

⁹ The role of technologies replacing tasks in this result can also be seen by noting that with factor-augmenting technologies, the direction of innovation may be dominated by a strong market size effect (e.g., Acemoglu 2002). Instead, in our model, it is the difference between factor prices that regulates the future path of technological change, generating a powerful force toward stability.

impact of different types of technological change on factor prices, employment, and the labor share.

A. Environment

The economy produces a unique final good Y by combining a unit measure of tasks, $y(i)$, with an elasticity of substitution $\sigma \in (0, \infty)$:

$$(1) \quad Y = \tilde{B} \left(\int_{N-1}^N y(i)^{\frac{\sigma-1}{\sigma}} di \right)^{\frac{\sigma}{\sigma-1}},$$

where $\tilde{B} > 0$. All tasks and the final good are produced competitively. The fact that the limits of integration run between $N-1$ and N imposes that the measure of tasks used in production always remains at 1. A new (more complex) task replaces or upgrades the lowest-index task. Thus, an increase in N represents the upgrading of the quality (productivity) of the unit measure of tasks.¹⁰

Each task is produced by combining labor or capital with a task-specific intermediate $q(i)$, which embodies the technology used either for automation or for production with labor. To simplify the exposition, we start by assuming that these intermediates are supplied competitively, and that they can be produced using ψ units of the final good. Hence, they are also priced at ψ . In Section III we relax this assumption and allow intermediate producers to make profits so as to generate endogenous incentives for innovation.

All tasks can be produced with labor. We model the technological constraints on automation by assuming that there exists $I \in [N-1, N]$ such that tasks $i \leq I$ are *technologically automated* in the sense that it is feasible to produce them with capital. Although tasks $i \leq I$ are technologically automated, whether they will be produced with capital or not depends on relative factor prices as we describe below. Conversely, tasks $i > I$ are not technologically automated, and must be produced with labor.

The production function for tasks $i > I$ takes the form

$$(2) \quad y(i) = \bar{B}(\zeta) \left[\eta^{\frac{1}{\zeta}} q(i)^{\frac{\zeta-1}{\zeta}} + (1-\eta)^{\frac{1}{\zeta}} (\gamma(i) l(i))^{\frac{\zeta-1}{\zeta}} \right]^{\frac{\zeta}{\zeta-1}},$$

where $\gamma(i)$ denotes the productivity of labor in task i , $\zeta \in (0, \infty)$ is the elasticity of substitution between intermediates and labor, $\eta \in (0, 1)$ is the share parameter of this constant elasticity of substitution (CES) production function, and $\bar{B}(\zeta)$ is a constant included to simplify the algebra. In particular, we set $\bar{B}(\zeta) = \psi^\eta (1-\eta)^{\eta-1} \eta^{-\eta}$ when $\zeta = 1$, and $\bar{B}(\zeta) = 1$ otherwise.

¹⁰This formulation imposes that once a new task is created at N it will be immediately utilized and replace the lowest available task located at $N-1$. This is ensured by Assumption 3, and avoids the need for additional notation at this point. We view newly-created tasks as higher productivity versions of existing tasks.

Tasks $i \leq I$ can be produced using labor or capital, and their production function is identical to (2) except for the presence of capital and labor as perfectly substitutable factors of production:¹¹

$$(3) \quad y(i) = \bar{B}(\zeta) \left[\eta \frac{1}{\zeta} q(i) \frac{\zeta-1}{\zeta} + (1-\eta) \frac{1}{\zeta} (k(i) + \gamma(i) l(i)) \frac{\zeta-1}{\zeta} \right]^{\frac{\zeta}{\zeta-1}}.$$

Throughout, we impose the following assumption.

ASSUMPTION 1: $\gamma(i)$ is strictly increasing.

Assumption 1 implies that labor has strict *comparative advantage* in tasks with a higher index and will guarantee that, in equilibrium, tasks with lower indices will be automated, while those with higher indices will be produced with labor.

We model the demand side of the economy using a representative household with preferences given by

$$(4) \quad u(C, L) = \frac{(Ce^{-\nu(L)})^{1-\theta} - 1}{1-\theta},$$

where C is consumption, L denotes the labor supply of the representative household, and $\nu(L)$ designates the utility cost of labor supply, which we assume to be continuously differentiable, increasing, and convex, and to satisfy $\nu''(L) + (\theta - 1) \times (\nu'(L))^2/\theta > 0$ (which ensures that $u(C, L)$ is concave). The functional form in (4) ensures balanced growth (see King, Plosser, and Rebelo 1988; Boppart and Krusell 2016). When we turn to the dynamic analysis in the next section, θ will be the inverse of the intertemporal elasticity of substitution.

Finally, in the static model, the capital stock, K , is taken as given (it will be endogenized via household saving decisions in Section II).

B. Equilibrium in the Static Model

Given the set of technologies I and N , and the capital stock K , we now characterize the equilibrium value of output, factor prices, employment, and the threshold task I^* .

In the text, we simplify the exposition by imposing the following assumption.

ASSUMPTION 2: *One of the following two conditions holds:*

(i) $\eta \rightarrow 0$, or

(ii) $\zeta = 1$.

These two special cases ensure that the demand for labor and capital is homothetic. More generally, our qualitative results are identical as long as the

¹¹ A simplifying feature of the technology described in equation (3) is that capital has the same productivity in all tasks. This assumption could be relaxed with no change to our results in the static model, but without other changes, it would not allow balanced growth in the next section. Another simplifying assumption is that non-automated tasks can be produced with just labor. Having these tasks combine labor and capital would have no impact on our main results as we show in online Appendix B.

degree of non-homotheticity is not too extreme, though in this case we no longer have closed-form expressions and this motivates our choice of presenting these more general results in Appendix A.¹²

We proceed by characterizing the unit cost of producing each task as a function of factor prices and the automation possibilities represented by I . Because tasks are produced competitively, their price, $p(i)$, will be equal to the minimum unit cost of production:

$$(5) \quad p(i) = \begin{cases} \min\left\{R, \frac{W}{\gamma(i)}\right\}^{1-\eta} & \text{if } i \leq I \\ \left(\frac{W}{\gamma(i)}\right)^{1-\eta} & \text{if } i > I \end{cases},$$

where W denotes the wage rate and R denotes the rental rate of capital.

In equation (5), the unit cost of production for tasks $i > I$ is given by the effective cost of labor, $W/\gamma(i)$ (which takes into account that the productivity of labor in task i is $\gamma(i)$). The unit cost of production for tasks $i \leq I$ is given by $\min\left\{R, \frac{W}{\gamma(i)}\right\}$, which reflects the fact that capital and labor are perfect substitutes in the production of automated tasks. In these tasks, firms will choose whichever factor has a lower effective cost: R or $W/\gamma(i)$.

Because labor has a strict comparative advantage in tasks with a higher index, there is a (unique) threshold \tilde{I} such that

$$(6) \quad \frac{W}{R} = \gamma(\tilde{I}).$$

This threshold represents the task for which the costs of producing with capital and labor are equal. For all tasks $i \leq \tilde{I}$, we have $R \leq W/\gamma(i)$, and without any other constraints, these tasks will be produced with capital. However, if $\tilde{I} > I$, firms cannot produce all tasks until \tilde{I} with capital because of the constraint imposed by the available automation technology. This implies that there exists a unique equilibrium threshold task

$$I^* = \min\{I, \tilde{I}\},$$

¹²The source of non-homotheticity in the general model is the substitution between factors (capital or labor) and intermediates (the $q(i)$ s). A strong substitution creates implausible features. For example, automation, which increases the price of capital, may end up raising the demand for labor more than the demand for capital, as capital gets substituted by the intermediate inputs. Assumption 2' in Appendix A imposes

that $\left(\frac{\gamma(N-1)}{\gamma(N)}\right)^{\max\{1, \sigma\}} \frac{1}{\left(\frac{\gamma(N)}{\gamma(N-1)}\right)^{|1-\zeta|} - 1} > |\sigma - \zeta|$ which ensures that the degree of non-homotheticity is not

too extreme and automation always reduces the relative demand for labor.

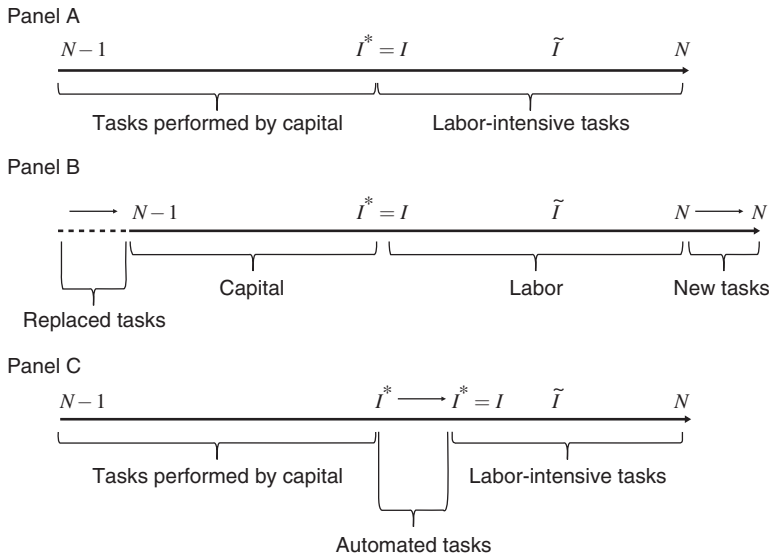


FIGURE 2. THE TASK SPACE AND A REPRESENTATION OF THE EFFECT OF INTRODUCING NEW TASKS (Panel B) AND AUTOMATING EXISTING TASKS (Panel C)

such that all tasks $i \leq I^*$ will be produced with capital, while all tasks $i > I^*$ will be produced with labor.¹³

Figure 2 depicts the resulting allocation of tasks to factors and also shows how, as already noted, the creation of new tasks replaces existing tasks from the bottom of the distribution.

As noted in footnote 10, we have simplified the exposition by imposing that new tasks created at N immediately replace tasks located at $N-1$, and it is therefore profitable to produce new tasks with labor (and hence we have not distinguished N , N^* , and \tilde{N}). In the static model, this will be the case when the capital stock is not too large, which is imposed in the next assumption.

ASSUMPTION 3: We have $K < \bar{K}$, where \bar{K} is such that $R = \frac{W}{\gamma(N)}$.

This assumption ensures that $R > \frac{W}{\gamma(N)}$, and consequently, new tasks will increase aggregate output and will be adopted immediately. Outside of this region, new tasks would not be utilized, which we view as the less interesting case. This assumption is relaxed in the next two sections where the capital stock is endogenous.

We next derive the demand for factors in terms of the (endogenous) threshold I^* and the technology parameter N . We choose the final good as the numéraire. Equation (1) gives the demand for task i as

¹³ Without loss of generality, we impose that firms use capital when they are indifferent between using capital or labor, which explains our convention of writing that all tasks $i \leq I^*$ (rather than $i < I^*$) are produced using capital.

$$(7) \quad y(i) = \tilde{B}^{\sigma-1} Y p(i)^{-\sigma}.$$

Let us define $\hat{\sigma} = \sigma(1 - \eta) + \zeta\eta$ and $B = \tilde{B}^{\frac{\sigma-1}{\hat{\sigma}}}$. Under Assumption 2, equations (2) and (3) yield the demand for capital and labor in each task as

$$k(i) = \begin{cases} B^{\hat{\sigma}-1} (1 - \eta) Y R^{-\hat{\sigma}} & \text{if } i \leq I^* \\ 0 & \text{if } i > I^* \end{cases}$$

and

$$l(i) = \begin{cases} 0 & \text{if } i \leq I^* \\ B^{\hat{\sigma}-1} (1 - \eta) Y \frac{1}{\gamma(i)} \left(\frac{W}{\gamma(i)} \right)^{-\hat{\sigma}} & \text{if } i > I^* \end{cases}$$

We can now define a *static equilibrium* as follows. Given a range of tasks $[N - 1, N]$, automation technology $I \in (N - 1, N]$, and a capital stock K , a static equilibrium is summarized by a set of factor prices, W and R , threshold tasks, \tilde{I} and I^* , employment level, L , and aggregate output, Y , such that

- \tilde{I} is determined by equation (6) and $I^* = \min\{I, \tilde{I}\}$;
- The capital and labor markets clear, so that

$$(8) \quad B^{\hat{\sigma}-1} (1 - \eta) Y (I^* - N + 1) R^{-\hat{\sigma}} = K,$$

$$(9) \quad B^{\hat{\sigma}-1} (1 - \eta) Y \int_{I^*}^N \frac{1}{\gamma(i)} \left(\frac{W}{\gamma(i)} \right)^{-\hat{\sigma}} di = L;$$

- Factor prices satisfy the *ideal price index condition*,

$$(10) \quad (I^* - N + 1) R^{1-\hat{\sigma}} + \int_{I^*}^N \left(\frac{W}{\gamma(i)} \right)^{1-\hat{\sigma}} di = B^{1-\hat{\sigma}};$$

- Labor supply satisfies $\nu'(L) = W/C$. Since in equilibrium $C = RK + WL$, this condition can be rearranged to yield the following increasing labor supply function.¹⁴

$$(11) \quad L = L^s \left(\frac{W}{RK} \right).$$

PROPOSITION 1 (Equilibrium in the Static Model): *Suppose that Assumptions 1, 2, and 3 hold. Then a static equilibrium exists and is unique. In this static equilibrium, aggregate output is given by*

$$(12) \quad Y = \frac{B}{1 - \eta} \left[(I^* - N + 1)^{\frac{1}{\hat{\sigma}}} K^{\frac{\hat{\sigma}-1}{\hat{\sigma}}} + \left(\int_{I^*}^N \gamma(i)^{\hat{\sigma}-1} di \right)^{\frac{1}{\hat{\sigma}}} L^{\frac{\hat{\sigma}-1}{\hat{\sigma}}} \right]^{\frac{\hat{\sigma}}{\hat{\sigma}-1}}.$$

¹⁴This representation clarifies that the equilibrium implications of our setup are identical to one in which an upward-sloping quasi-labor supply determines the relationship between employment and wages (and does not necessarily equate marginal cost of labor supply to the wage). This follows readily by taking (11) to represent this quasi-labor supply relationship.

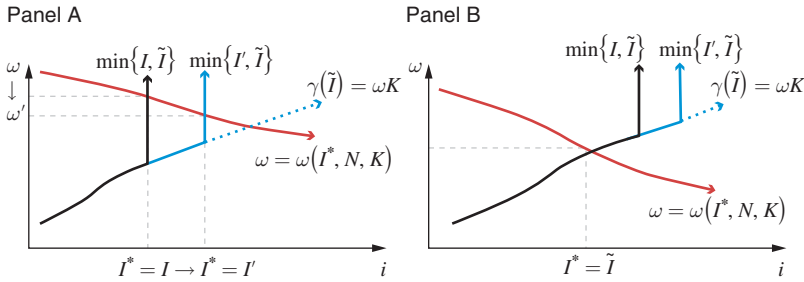


FIGURE 3. STATIC EQUILIBRIUM

Notes: Panel A depicts the case in which $I^* = I < \tilde{I}$ so that the allocation of factors is constrained by technology. Panel B depicts the case in which $I^* = \tilde{I} < I$ so that the allocation of factors is not constrained by technology and is cost-minimizing. The blue curves show the shifts following an increase in I to I' , which reduce ω in the panel A, but have no effect in panel B.

PROOF:

See Appendix A.

Equation (12) shows that aggregate output is a CES aggregate of capital and labor, with the elasticity between capital and labor being $\hat{\sigma}$. The share parameters are endogenous and depend on the state of the two types of technologies and the equilibrium choices of firms. An increase in I^* , which corresponds to greater equilibrium automation, increases the share of capital and reduces the share of labor in this aggregate production function, while the creation of new tasks does the opposite.

Figure 3 illustrates the unique equilibrium described in Proposition 1. The equilibrium is given by the intersection of two curves in the (ω, I) space, where $\omega = \frac{W}{RK}$ is the wage level normalized by capital income; this ratio is a monotone transformation of the labor share and will play a central role in the rest of our analysis.¹⁵ The upward-sloping curve represents the cost-minimizing allocation of capital and labor to tasks represented by equation (6), with the constraint that the equilibrium level of automation can never exceed I . The downward-sloping curve, $\omega(I^*, N, K)$, corresponds to the relative demand for labor, which can be obtained directly from (8), (9), and (11) as

$$(13) \quad \ln \omega + \frac{1}{\hat{\sigma}} \ln L^s(\omega) = \left(\frac{1}{\hat{\sigma}} - 1\right) \ln K + \frac{1}{\hat{\sigma}} \ln \left(\frac{\int_{I^*}^N \gamma(i)^{\hat{\sigma}-1} di}{I^* - N + 1} \right).$$

As we show in Appendix A, the relative demand curve always starts above the cost minimization condition and ends up below it, so that the two curves necessarily intersect, defining a unique equilibrium as shown in Figure 3.

The figure also distinguishes between the two cases highlighted above. In panel A, we have $I^* = I < \tilde{I}$ and the allocation of factors is constrained by technology,

¹⁵The increasing labor supply relationship, (11), ensures that the labor share $s_L = \frac{WL}{RK+WL}$ is increasing in ω .

while panel B plots the case where $I^* = \tilde{I} < I$ and firms choose the cost-minimizing allocation given factor prices.

A special case of Proposition 1 is also worth highlighting, because it leads to a Cobb-Douglas production function with an exponent depending on the degree of automation, which is particularly tractable in certain applications.

COROLLARY 1: *Suppose that $\sigma = \zeta = 1$ and $\gamma(i) = 1$ for all i . Then aggregate output is*

$$Y = \frac{B}{1-\eta} K^{1-N+I^*} L^{N-I^*}.$$

The next two propositions give a complete characterization of comparative statics.¹⁶

PROPOSITION 2 (Comparative Statics): *Suppose that Assumptions 1, 2, and 3 hold. Let $\varepsilon_L > 0$ denote the elasticity of the labor supply schedule $L^s(\omega)$; let $\varepsilon_\gamma = \frac{d \ln \gamma(I)}{dI} > 0$ denote the semi-elasticity of the comparative advantage schedule; and let*

$$\Lambda_I = \frac{\gamma(I^*)^{\hat{\sigma}-1}}{\int_{I^*}^N \gamma(i)^{\hat{\sigma}-1} di} + \frac{1}{I^* - N + 1} \quad \text{and} \quad \Lambda_N = \frac{\gamma(N)^{\hat{\sigma}-1}}{\int_{I^*}^N \gamma(i)^{\hat{\sigma}-1} di} + \frac{1}{I^* - N + 1}.$$

- *If $I^* = I < \tilde{I}$, so that the allocation of tasks to factors is constrained by technology, then:*

(i) *the impact of technological change on relative factor prices is given by*

$$\begin{aligned} \frac{d \ln(W/R)}{dI} &= \frac{d \ln \omega}{dI} = -\frac{1}{\hat{\sigma} + \varepsilon_L} \Lambda_I < 0, \\ \frac{d \ln(W/R)}{dN} &= \frac{d \ln \omega}{dN} = \frac{1}{\hat{\sigma} + \varepsilon_L} \Lambda_N > 0; \end{aligned}$$

(ii) *and the impact of capital on relative factor prices is given by*

$$\frac{d \ln(W/R)}{d \ln K} = \frac{d \ln \omega}{d \ln K} + 1 = \frac{1 + \varepsilon_L}{\hat{\sigma} + \varepsilon_L} > 0.$$

- *If $I^* = \tilde{I} < I$, so that the allocation of tasks to factors is cost-minimizing, then:*

(i) *the impact of technological change on relative factor prices is given by*

$$\frac{d \ln(W/R)}{dI} = \frac{d \ln \omega}{dI} = 0, \quad \frac{d \ln(W/R)}{dN} = \frac{d \ln \omega}{dN} = \frac{1}{\sigma_{free} + \varepsilon_L} \Lambda_N > 0,$$

where

$$\sigma_{free} = \hat{\sigma} + \frac{1}{\varepsilon_\gamma} \Lambda_I > \hat{\sigma};$$

¹⁶ In this proposition, we do not explicitly treat the case in which $I^* = I = \tilde{I}$ in order to save on space and notation, since in this case left and right derivatives with respect to I are different.

(ii) and the impact of capital on relative factor prices is given by

$$\frac{d \ln(W/R)}{d \ln K} = \frac{d \ln \omega}{d \ln K} + 1 = \frac{1 + \varepsilon_L}{\sigma_{free} + \varepsilon_L} > 0.$$

• In all cases, the labor share and employment move in the same direction as

$$\omega: \frac{dL}{dN} > 0 \text{ and, when } I^* = I, \frac{dL}{dI} < 0.$$

PROOF:

See online Appendix B.

The main implication of Proposition 2 is that the two types of technological change (automation and the creation of new tasks) have polar implications. An increase in N (the creation of new tasks) raises W/R , the labor share, and employment. An increase in I (an improvement in automation technology) reduces W/R , the labor share, and employment (unless $I^* = \tilde{I} < I$ and firms are not constrained by technology in their automation choice).¹⁷

The reason why automation reduces employment (when $I^* = I < \tilde{I}$) is that it raises aggregate output per worker more than it raises wages (as we will see next, automation may even reduce wages). Thus, the negative income effect on the labor supply resulting from greater aggregate output dominates any substitution effect that might follow from the higher wages. On the other hand, the creation of new tasks always increases employment: new tasks raise wages more than aggregate output, increasing the labor supply. Although these exact results rely on the balanced growth preferences in equation (4), similar forces operate in general and create a tendency for automation to reduce employment and for new tasks to increase it.

Figure 3 illustrates the comparative statics: automation moves us along the relative labor demand curve in the technology-constrained case shown in panel A (and has no impact in panel B), while the creation of new tasks shifts out the relative labor demand curve in both cases.

A final implication of Proposition 2 is that the “technology-constrained” elasticity of substitution between capital and labor, $\hat{\sigma}$, which applies when $I^* = I < \tilde{I}$, differs from the “technology-free” elasticity, σ_{free} , which applies when the decision of which tasks to automate is not constrained by technology (i.e., when $I^* = \tilde{I} < I$). This is because in the former case, as relative factor prices change, the set of tasks performed by each factor remains fixed. In the latter case, as relative factor prices change, firms reassign tasks to factors. This additional margin of adjustment implies that $\sigma_{free} > \hat{\sigma}$.

PROPOSITION 3 (Impact of Technology on Productivity, Wages, and Factor Prices): *Suppose that Assumptions 1, 2, and 3 hold, and denote the changes in productivity, the change in aggregate output holding capital and labor constant, by $d \ln Y|_{K,L}$.*

¹⁷ Throughout, by “automation” or “automation technology” we refer to I , and use “equilibrium automation” to refer to I^* .

- If $I^* = I < \tilde{I}$, so that the allocation of tasks to factors is constrained by technology, then $\frac{W}{\gamma(I^*)} > R > \frac{W}{\gamma(N)}$, and

$$d \ln Y|_{K,L} = \frac{B^{\hat{\sigma}-1}}{1-\hat{\sigma}} \left(\left(\frac{W}{\gamma(I^*)} \right)^{1-\hat{\sigma}} - R^{1-\hat{\sigma}} \right) dI + \frac{B^{\hat{\sigma}-1}}{1-\hat{\sigma}} \left(R^{1-\hat{\sigma}} - \left(\frac{W}{\gamma(N)} \right)^{1-\hat{\sigma}} \right) dN.$$

That is, both technologies increase productivity.

Moreover, let s_L denote the share of labor in net output. The impact of technology on factor prices in this case is given by

$$\begin{aligned} d \ln W &= d \ln Y|_{K,L} + (1-s_L) \left(\frac{1}{\hat{\sigma} + \varepsilon_L} \Lambda_N dN - \frac{1}{\hat{\sigma} + \varepsilon_L} \Lambda_I dI \right), \\ d \ln R &= d \ln Y|_{K,L} - s_L \left(\frac{1}{\hat{\sigma} + \varepsilon_L} \Lambda_N dN - \frac{1}{\hat{\sigma} + \varepsilon_L} \Lambda_I dI \right). \end{aligned}$$

That is, a higher N always increases the equilibrium wage but may reduce the rental rate of capital, while a higher I always increases the rental rate of capital but may reduce the equilibrium wage. In particular, there exists $\tilde{K} < \infty$ such that an increase in I increases the equilibrium wage when $K > \tilde{K}$ and reduces it when $K < \tilde{K}$.

- If $I^* = \tilde{I} < I$, so that the allocation of tasks to factors is not constrained by technology, then $\frac{W}{\gamma(I^*)} = R > \frac{W}{\gamma(N)}$, and

$$d \ln Y|_{K,L} = \frac{B^{\hat{\sigma}-1}}{1-\hat{\sigma}} \left(R^{1-\hat{\sigma}} - \left(\frac{W}{\gamma(N)} \right)^{1-\hat{\sigma}} \right) dN.$$

That is, new tasks increase productivity, but additional automation technologies do not.

Moreover, the impact of technology on factor prices in this case is given by

$$\begin{aligned} d \ln W &= d \ln Y|_{K,L} + (1-s_L) \frac{1}{\sigma_{free} + \varepsilon_L} \Lambda_N dN, \\ d \ln R &= d \ln Y|_{K,L} - s_L \frac{1}{\sigma_{free} + \varepsilon_L} \Lambda_N dN. \end{aligned}$$

That is, an increase in N (more new tasks) always increases the equilibrium wage but may reduce the rental rate, while an increase in I (greater technological automation) has no effect on factor prices.

PROOF:

See online Appendix B.

The most important result in Proposition 3 is that, when $I^* = I < \tilde{I}$, automation—an increase in I —always increases aggregate output, but has an ambiguous effect on the equilibrium wage. On the one hand, there is a positive *productivity effect* captured

by the term $d \ln Y|_{K,L}$: by substituting cheaper capital for expensive labor, automation raises productivity, and hence the demand for labor in the tasks that are not yet automated.¹⁸ Countering this, there is a negative *displacement effect* captured by the term $\frac{1}{\delta + \varepsilon_L} \Lambda_I$. This negative effect occurs because automation contracts the set of tasks performed by labor. Because tasks are subject to diminishing returns in the aggregate production function, (1), bunching workers into fewer tasks puts downward pressure on the wage.

As the equation for $d \ln Y|_{K,L}$ reveals, the productivity gains depend on the cost savings from automation, which are given by the difference between the effective wage at I^* , $W/\gamma(I^*)$, and the rental rate, R . The displacement effect dominates the productivity effect when the gap between $W/\gamma(I^*)$ and R is small: which is guaranteed when $K < \tilde{K}$. In this case, the overall impact of automation on wages is negative.

Finally, Proposition 3 shows that an increase in N always raises productivity and the equilibrium wage (recall that Assumption 3 imposed that $R > W/\gamma(N)$). When the productivity gains from the creation of new tasks are small, it can reduce the rental rate of capital as well.

The fact that automation may reduce the equilibrium wage while increasing productivity is a key feature of the task-based framework developed here (see also Acemoglu and Autor 2011). In our model, automation shifts the range of tasks performed by capital and labor: it makes the production process more capital intensive and less labor intensive, and it always reduces the labor share and the wage-rental rate ratio, W/R . This reiterates that automation is very different from factor-augmenting technological changes and has dissimilar implications. The effects of labor- or capital-augmenting technology on the labor share and the wage-rental rate ratio depend on the elasticity of substitution (between capital and labor). Also, capital-augmenting technological improvements always increase the equilibrium wage, and labor-augmenting ones also do so provided that the elasticity of substitution is greater than the share of capital in national income.¹⁹

II. Dynamics and Balanced Growth

In this section, we extend our model to a dynamic economy in which the evolution of the capital stock is determined by the saving decisions of a representative household. We then investigate the conditions under which the economy admits a balanced growth path (BGP), where aggregate output, the capital stock, and wages grow at a constant rate. We conclude by discussing the long-run effects of automation on wages, the labor share, and employment.

¹⁸This discussion also clarifies that our productivity effect is similar to the productivity effect in models of offshoring, such as Grossman and Rossi-Hansberg (2008), Rodríguez-Clare (2010), and Acemoglu, Gancia, and Zilibotti (2015), which results from the substitution of cheap foreign labor for domestic labor in certain tasks.

¹⁹For instance, with a constant returns to scale production function and two factors, capital and labor are q -complements. Thus, capital-augmenting technologies always increases the marginal product of labor. To see this, let $F(A_K K, A_L L)$ be such a production function. Then $W = F_L$, and $\frac{dW}{dA_K} = K F_{LK} = -L F_{LL} > 0$ (because of constant returns to scale). See Acemoglu and Restrepo (2018).

Likewise, improvements in A_L increase the equilibrium wage provided that the elasticity of substitution between capital and labor is greater than the capital share, which is a fairly weak requirement (in other words, A_L can reduce the equilibrium wage only if the elasticity of substitution is low).

A. *Balanced Growth*

We assume that the representative household's dynamic preferences are given by

$$(14) \quad \int_0^{\infty} e^{-\rho t} u(C(t), L(t)) dt,$$

where $u(C(t), L(t))$ is as defined in equation (4) and $\rho > 0$ is the discount rate.

To ensure balanced growth, we impose more structure to the comparative advantage schedule. Because balanced growth is driven by technology, and in this model sustained technological change comes from the creation of new tasks, constant growth requires productivity gains from new tasks to be exponential.²⁰ Thus, in what follows we strengthen Assumption 1.

ASSUMPTION 1': $\gamma(i)$ satisfies

$$(15) \quad \gamma(i) = e^{Ai} \quad \text{with } A > 0.$$

The path of technology, represented by $\{I(t), N(t)\}$, is exogenous, and we define

$$n(t) = N(t) - I(t)$$

as a summary measure of technology, and similarly let $n^*(t) = N(t) - I^*(t)$ be a summary measure of the state of technology used in equilibrium (since $I^*(t) \leq I(t)$, we have $n^*(t) \geq n(t)$). New automation technologies reduce $n(t)$, while the introduction of new tasks increases it.

From equation (12), aggregate output net of intermediates, or simply "net output," can be written as a function of technology represented by $n^*(t)$ and $\gamma(I^*(t)) = e^{AI^*(t)}$, the capital stock, $K(t)$, and the level of employment, $L(t)$, as

$$(16) \quad F(K(t), e^{AI^*(t)}L(t); n^*(t)) \\ = B \left[(1 - n^*(t))^{\frac{1}{\hat{\sigma}}} K(t)^{\frac{\hat{\sigma}-1}{\hat{\sigma}}} + \left(\int_0^{n^*(t)} \gamma(i)^{\hat{\sigma}-1} di \right)^{\frac{1}{\hat{\sigma}}} (e^{AI^*(t)}L(t))^{\frac{\hat{\sigma}-1}{\hat{\sigma}}} \right]^{\frac{\hat{\sigma}}{\hat{\sigma}-1}}.$$

The resource constraint of the economy then takes the form

$$\dot{K}(t) = F(K(t), e^{AI(t)}L(t); n^*(t)) - C(t) - \delta K(t),$$

where δ is the depreciation rate of capital.

²⁰ Notice also that in this dynamic economy, as in our static model, the productivity of capital is the same in all automated tasks. This does not, however, imply that any of the previously automated tasks can be used regardless of N . As N increases, as emphasized by equation (1), the set of feasible tasks shifts to the right, and only tasks above $N-1$ remain compatible with and can be combined with those currently in use. Just to cite a few motivating examples for this assumption: power looms of the eighteenth and nineteenth century are not compatible with modern textile technology; first-generation calculators are not compatible with computers; many hand and mechanical tools are not compatible with numerically controlled machinery; and bookkeeping methods from the nineteenth and twentieth centuries are not compatible with the modern, computerized office.

We characterize the equilibrium in terms of the employment level $L(t)$, and the normalized variables $k(t) = K(t)e^{-At^*}$, and $c(t) = C(t)e^{\frac{1-\theta}{\theta}\nu(L(t))-At^*}$. As in our static model, $R(t)$ denotes the rental rate, and $w(t) = W(t)e^{-At^*}$ is the normalized wage. These normalized variables determine factor prices as

$$R(t) = F_K[k(t), L(t); n^*(t)]$$

$$= B(1 - n^*(t))^{\frac{1}{\hat{\sigma}}} \left[(1 - n^*(t))^{\frac{1}{\hat{\sigma}}} + \left(\int_0^{n^*(t)} \gamma(i)^{\hat{\sigma}-1} di \right)^{\frac{1}{\hat{\sigma}}} \left(\frac{L(t)}{k(t)} \right)^{\frac{\hat{\sigma}-1}{\hat{\sigma}}} \right]^{\frac{1}{\hat{\sigma}-1}}$$

and

$$w(t) = F_L[k(t), L(t); n^*(t)]$$

$$= B \left(\int_0^{n^*(t)} \gamma(i)^{\hat{\sigma}-1} di \right)^{\frac{1}{\hat{\sigma}}} \left[(1 - n^*(t))^{\frac{1}{\hat{\sigma}}} \left(\frac{k(t)}{L(t)} \right)^{\frac{\hat{\sigma}-1}{\hat{\sigma}}} + \left(\int_0^{n^*(t)} \gamma(i)^{\hat{\sigma}-1} di \right)^{\frac{1}{\hat{\sigma}}} \right]^{\frac{1}{\hat{\sigma}-1}}.$$

The equilibrium interest rate is $R(t) - \delta$.

Given time paths for $g(t)$ (the growth rate of e^{At^*}) and $n(t)$, a *dynamic equilibrium* can now be defined as a path for the threshold task $n^*(t)$, (normalized) capital and consumption, and employment, $\{k(t), c(t), L(t)\}$, that satisfies:

- $n^*(t) \geq n(t)$, with $n^*(t) = n(t)$ only if $w(t) > R(t)$, and $n^*(t) > n(t)$ only if $w(t) = R(t)$;
- The Euler equation,

$$(17) \quad \frac{\dot{c}(t)}{c(t)} = \frac{1}{\theta} (F_K[k(t), L(t); n^*(t)] - \delta - \rho) - g(t);$$

- The endogenous labor supply condition,

$$(18) \quad \nu'(L(t)) e^{\frac{\theta-1}{\theta}\nu(L(t))} = \frac{F_L[k(t), L(t); n^*(t)]}{c(t)};$$

- The representative household's transversality condition,

$$(19) \quad \lim_{t \rightarrow \infty} k(t) e^{-\int_0^t (F_K[k(s), L(s); n^*(s)] - \delta - g(s)) ds} = 0;$$

- And the resource constraint,

$$(20) \quad \dot{k}(t) = F(k(t), L(t); n^*(t)) - c(t) e^{-\frac{1-\theta}{\theta}\nu(L(t))} - (\delta + g(t))k(t).$$

We also define a *balanced growth path* (BGP) as a dynamic equilibrium in which the economy grows at a constant positive rate, factor shares are constant, and the rental rate of capital $R(t)$ is constant.

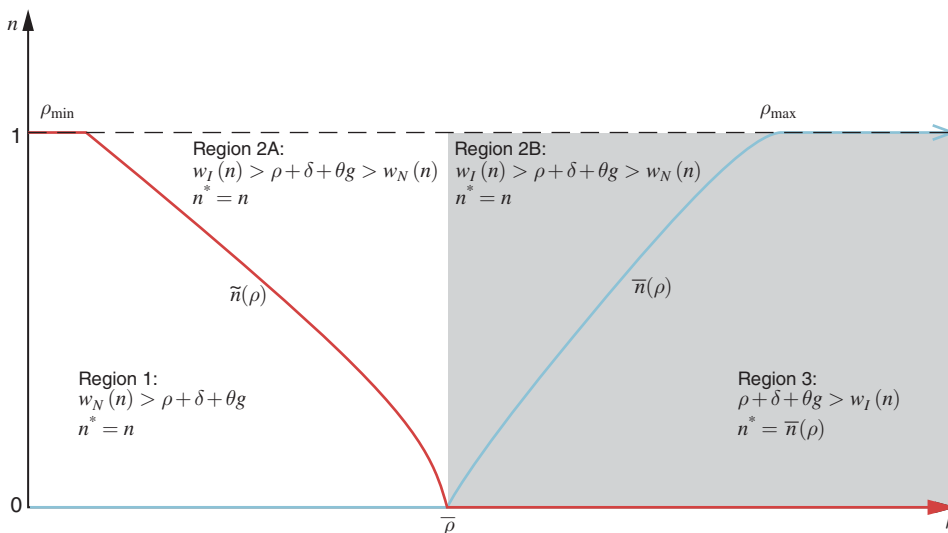


FIGURE 4. BEHAVIOR OF FACTOR PRICES IN DIFFERENT PARTS OF THE PARAMETER SPACE

To characterize the growth dynamics implied by these equations, let us first consider a path for technology such that $g(t) \rightarrow g$ and $n(t) \rightarrow n$, consumption grows at the rate g and the Euler equation holds: $R(t) = \rho + \delta + \theta g$. Suppose first that $n^*(t) = n(t) = 0$, in which case F becomes linear and $R(t) = B$. Because the growth rate of consumption must converge to g as well, the Euler equation (17) is satisfied in this case only if ρ is equal to

$$(21) \quad \bar{\rho} = B - \delta - \theta g.$$

Lemma A2 in Appendix A shows that this critical value of the discount rate divides the parameter space into two regions as shown in Figure 4. To the left of $\bar{\rho}$, there exists a decreasing curve $\tilde{n}(\rho)$ defined over $[\rho_{\min}, \bar{\rho}]$ with $\tilde{n}(\bar{\rho}) = 0$, and to the right of $\bar{\rho}$, there exists an increasing curve $\bar{n}(\rho)$ defined over $[\bar{\rho}, \rho_{\max}]$ with $\bar{n}(\bar{\rho}) = 0$, such that:²¹

- For $n < \tilde{n}(\rho)$, we have $\frac{w(t)}{\gamma(N(t))} > R(t)$ and new tasks would reduce aggregate output, so are not adopted (recall that $w(t) = W(t) e^{-A^r(t)}$);
- For $n > \tilde{n}(\rho)$, we have $\frac{w(t)}{\gamma(N(t))} < R(t)$ and in this case, new tasks raise aggregate output and are immediately produced with labor;
- For $n > \bar{n}(\rho)$, we have $w(t) > R(t)$, as a result, automated tasks raise aggregate output and are immediately produced with capital; and

²¹ The functions $w_N(n)$ and $w_I(n)$ depicted in this figure are introduced and explained below.

- For $n < \bar{n}(\rho)$, we have $w(t) < R(t)$ and additional automation would reduce aggregate output, so small changes in automation technology do not affect n^* and other equilibrium objects.

The next proposition provides the conditions under which a BGP exists, and characterizes the BGP allocations in each case. In what follows, we no longer impose Assumption 3, since depending on the value of ρ , the capital stock can become large and violate this assumption.

PROPOSITION 4 (Dynamic Equilibrium with Exogenous Technological Change): *Suppose that Assumptions 1' and 2 hold. The economy admits a BGP with positive growth if only if we are in one of the following cases:*

- (i) **Full Automation:** $\rho < \bar{\rho}$ and $\dot{N}(t) = I(t)$ (and $B > \delta + \rho > \frac{1-\theta}{\theta}(B - \delta - \rho) + \delta$ to ensure the transversality condition). In this case, there is a unique and globally stable BGP. In this BGP, $n^*(t) = 0$ (all tasks are produced with capital), and the labor share is zero.
- (ii) **Interior BGP with Immediate Automation:** $\rho \in (\rho_{\min}, \rho_{\max})$, $\dot{N}(t) = \dot{I}(t) = \Delta$, and $n(t) = n > \max\{\bar{n}(\rho), \tilde{n}(\rho)\}$ (and $\rho + (\theta - 1)A\Delta > 0$ to ensure the transversality condition). In this case, there is a unique and globally stable BGP. In this BGP, $n^*(t) = n$ and $I^*(t) = I(t)$.
- (iii) **Interior BGP with Eventual Automation:** $\rho > \bar{\rho}$, $\dot{N}(t) = \Delta$ with $\dot{I}(t) \geq \Delta$, and $n(t) < \bar{n}(\rho)$ (and $\rho + (\theta - 1)A\Delta > 0$ to ensure the transversality condition). In this case, there is a unique and globally stable BGP. In this BGP, $n^*(t) = \bar{n}(\rho)$ and $I^*(t) = \tilde{I}(t) > I(t)$.
- (iv) **No Automation:** $\rho > \rho_{\max}$, and $\dot{N}(t) = \Delta$ (and $\rho + (\theta - 1)A\Delta > 0$ to ensure the transversality condition). In this case, there exists a unique and globally stable BGP. In this BGP, $n^*(t) = 1$ (all tasks are produced with labor), and the capital share is zero.

PROOF:

See Appendix A.

The first type of BGP in Proposition 4 involves the automation of all tasks, in which case aggregate output becomes linear in capital. This case was ruled out by Assumption 3 in our static analysis, but as the proposition shows, when the discount rate, ρ , is sufficiently small, it can emerge in the dynamic model. A BGP with no automation (case (iv)), where growth is driven entirely by the creation of new tasks, is also possible if the discount rate is sufficiently large.

More important for our focus are the two interior BGPs where automation and the introduction of new tasks go hand-in-hand, and as a result, $n^*(t)$ is constant at some value between 0 and 1; this implies that both capital and labor perform a fixed measure of tasks. In the more interesting case where automated tasks are

immediately produced with capital (case (ii)), the proposition also highlights that this process needs to be “balanced” itself: the two types of technologies need to advance at exactly the same rate so that $n(t) = n$.

Balanced growth with constant labor share emerges in this model because the net effect of automation and the creation of new technologies proceeding at the same rate is to augment labor while keeping constant the share of tasks performed by labor, as shown by equation (16). In this case, the gap between the two types of technologies, $n(t)$, regulates the share parameters in the resulting CES production function, while the levels of $N(t)$ and $I(t)$ determine the productivity of labor in the set of tasks that it performs. When $n(t) = n$, technology becomes purely labor-augmenting on net because labor performs a fixed share of tasks and labor becomes more productive over time in producing the newly-created tasks.²²

To illustrate the main implication of the proposition, let us focus on part (ii) with $\dot{I} = \dot{N} = \Delta$ and $n(t) = n \geq \bar{n}(\rho)$. Along such a path, $n^*(t) = n$ and $g(t) = A\Delta$. Figure 5 presents the phase diagram for the system of differential equations comprising the Euler equation (equation (17)) and the resource constraint (equation (20)). This system of differential equations determines the structure of the dynamic equilibrium and is identical to that of the neoclassical growth model with labor-augmenting technological change and endogenous labor supply (which makes the locus for $\dot{c} = 0$ downward-sloping because of the negative income effect on the labor supply).

B. Long-Run Comparative Statics

We next study the log-run implications of an unanticipated and permanent decline in $n(t)$, which corresponds to automation running ahead of the creation of new tasks. Because in the short run capital is fixed, the short-run implications of this change in technology are the same as in our static analysis in the previous section. But the fact that capital adjusts implies different long-run dynamics.

Consider an interior BGP in which $N(t) - I(t) = n \in (0, 1)$. Along this path, the equilibrium wage grows at the rate $A\Delta$. Define $w_I(n) = \lim_{t \rightarrow \infty} W(t)/\gamma(I^*(t))$ as the effective wage paid in the least complex task produced with labor and $w_N(n) = \lim_{t \rightarrow \infty} W(t)/\gamma(N(t))$ as the effective wage paid in the most complex task produced with labor. Both of these functions are well defined and depend only on n . Figure 4 shows how these effective wages compare to the BGP value of the rental rate of capital, $\rho + \delta + \theta g$.

The next proposition characterizes the long-run impact of automation on factor prices, employment and the labor share in the interior BGPs.

PROPOSITION 5 (Long-Run Comparative Statics): *Suppose that Assumptions 1' and 2 hold. Consider a path for technology in which $n(t) = n \in (0, 1)$, $n > \tilde{n}(\rho)$, and $g(t) = g$ (so that we are in case (ii) or (iii) in Proposition 4). In the unique BGP we have that $R(t) = \rho + \delta + \theta g$, and*

²²This intuition connects Proposition 4 to Uzawa's Theorem, which implies that balanced growth requires a representation of the production function with purely labor-augmenting technological change (e.g., Acemoglu 2009; Grossman et al. 2017).

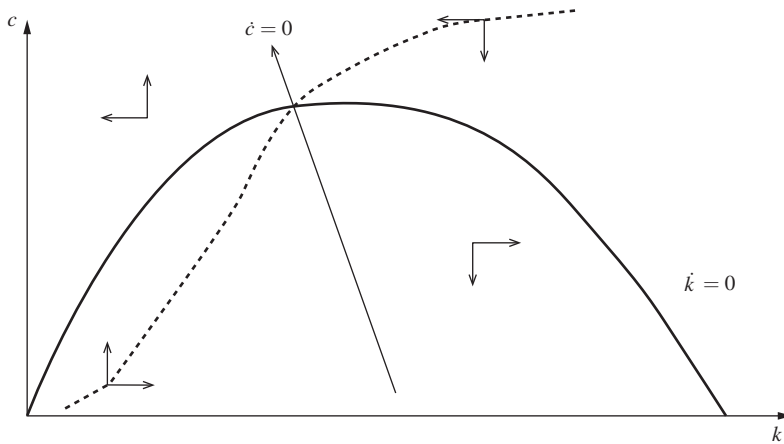


FIGURE 5. DYNAMIC EQUILIBRIUM WHEN TECHNOLOGY IS EXOGENOUS AND SATISFIES $n(t) = n$ AND $g(t) = A\Delta$

- For $n < \bar{n}(\rho)$, we have that $n^*(t) = \bar{n}(\rho)$, $w_I(n) = w_I(\bar{n}(\rho))$, and $w_N(n) = w_N(\bar{n}(\rho))$. In this region, small changes in n do not affect the paths of effective wages, employment, and the labor share;
- For $n > \bar{n}(\rho)$, we have that $n^*(t) = n$, and $w_I(n)$ is increasing and $w_N(n)$ is decreasing in n . Moreover, the asymptotic values for employment and the labor share are increasing in n . Finally, if the increase in n is caused by an increase in I , the capital stock also increases.

PROOF:

See online Appendix B.

We discuss this proposition for $n > \bar{n}(\rho)$, so that we are in the most interesting region of the parameter space where $I^* = I$ and the level of automation is constrained by technology. The long-run implications of automation now differ from its short-term impact. In the long run, automation reduces employment and the labor share, but it always increases the wage. This is because in the long run capital per worker increases to keep the rental rate constant at $\rho + \delta + \theta g$. This implies that productivity gains accrue to the scarce factor, labor.²³

Figure 6 illustrates the response of the economy to permanent changes in automation. It plots two potential paths for all endogenous variables. The dotted line depicts the case where $w_I(n)$ is large relative to R , so that there are significant productivity gains from automation. In this case, an increase in automation raises

²³This result follows because $w_N(n)$ is decreasing in n , and thus a lower n implies a higher wage level. This result can also be obtained by taking the log derivative of the identity $(1 - \eta)Y = WL + RK$, which implies

$$d \ln Y|_{K,L} = s_L d \ln W + (1 - s_L) d \ln R.$$

In general, productivity gains from technological change accrue to both capital and labor. In the long run, however, capital adjusts to keep the rental rate fixed at $R = \rho + \delta + \theta g$, and as a result, $d \ln W = \frac{1}{s_L} d \ln Y|_{K,L} > 0$, meaning that productivity gains accrue only to the inelastic factor, labor.

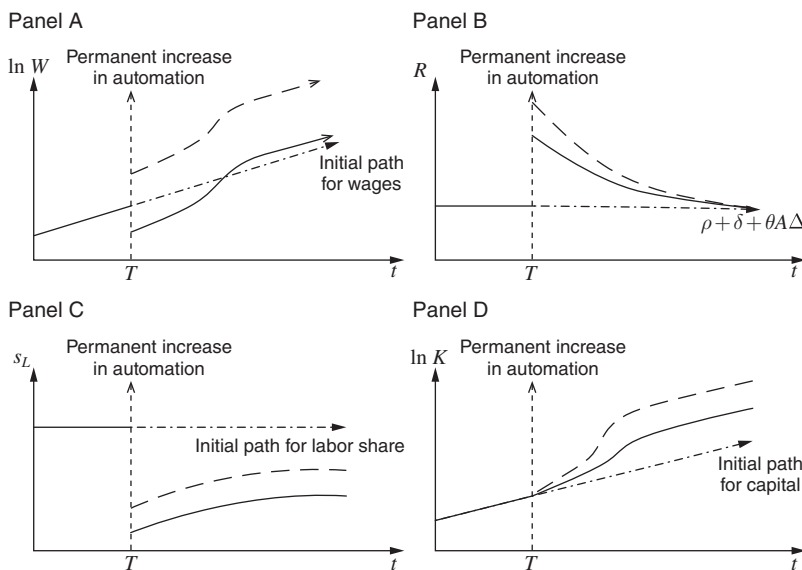


FIGURE 6. DYNAMIC BEHAVIOR OF WAGES ($\ln W$), THE RENTAL RATE OF CAPITAL (R), THE LABOR SHARE (s_L), AND THE CAPITAL STOCK FOLLOWING A PERMANENT INCREASE IN AUTOMATION

the wage immediately, followed by further increases in the long run. The solid line depicts the dynamics when $w_I(n) \approx R$, so that the productivity gains from automation are very small. In this case, an increase in automation reduces the wage in the short run and leaves it approximately unchanged in the long run. In contrast to the concerns that highly productive automation technologies will reduce the wage and employment, our model shows that it is precisely when automation fails to raise productivity significantly that it has a more detrimental impact on wages and employment. In both cases, the duration of the period with stagnant or depressed wages depends on θ , which determines the speed of capital adjustment following an increase in the rental rate.

The remaining panels of Figure 6 show that automation reduces employment and the labor share, as stated in Proposition 5. If $\hat{\sigma} < 1$, the resulting capital accumulation mitigates the short-run decline in the labor share but does not fully offset it (this is the case depicted in the figure). If $\hat{\sigma} > 1$, capital accumulation further depresses the labor share, even though it raises the wage.

The long-run impact of a permanent increase in $N(t)$ can also be obtained from the proposition. In this case, new tasks increase the wage (because $w_I(n)$ is increasing in n), aggregate output, employment, and the labor share, both in the short and the long run. Because the short-run impact of new tasks on the rental rate of capital is ambiguous, so is the response of capital accumulation.

In light of these results, the recent decline in the labor share and the employment to population ratio in the United States can be interpreted as a consequence of automation outpacing the creation of new labor-intensive tasks. Faster automation relative to the creation of new tasks might be driven by an acceleration in the rate at which $I(t)$ advances, in which case we would have stagnant or lower wages in

the short run while capital adjusts to a new higher level. Alternatively, it might be driven by a deceleration in the rate at which $N(t)$ advances, in which case we would also have low growth of aggregate output and wages. We return to the productivity implications of automation once we introduce our full model with endogenous technological change in the next section.

III. Full Model: Tasks and Endogenous Technologies

The previous section established, under some conditions, the existence of an interior BGP with $\dot{N} = \dot{I} = \Delta$. This result raises a fundamental question: why should these two types of technologies advance at the same rate? To answer this question we now develop our full model, which endogenizes the pace at which automation and the creation of new tasks proceeds.

A. Endogenous and Directed Technological Change

To endogenize technological change, we deviate from our earlier assumption of a perfectly competitive market for intermediates, and assume that (intellectual) property rights to each intermediate, $q(i)$, are held by a technology monopolist who can produce it at the marginal cost $\mu\psi$ in terms of the final good, where $\mu \in (0, 1)$ and $\psi > 0$. We also assume that this technology can be copied by a fringe of competitive firms, which can replicate any available intermediate at a higher marginal cost of ψ , and that μ is such that the unconstrained monopoly price of an intermediate is greater than ψ . This ensures that the unique equilibrium price for all types of intermediates is a limit price of ψ , and yields a per unit profit of $(1 - \mu)\psi > 0$ for technology monopolists. These profits generate incentives for creating new tasks and automation technologies.

In this section, we adopt a structure of intellectual property rights that abstracts from the creative destruction of profits.²⁴ We assume that developing a new intermediate that automates or replaces an existing task is viewed as an infringement of the patent of the technology previously used to produce that task. For that reason, a firm must compensate the technology monopolist who owns the property rights over the production of the intermediate that it is replacing. We also assume that this compensation takes place with the new inventor making a take-it-or-leave-it offer to the holder of the existing patent.

Developing new intermediates that embody technology requires scientists.²⁵ There is a fixed supply of S scientists, which will be allocated to automation ($S_I(t) \geq 0$) or the creation of new tasks ($S_N(t) \geq 0$), so that

$$S_I(t) + S_N(t) \leq S.$$

²⁴The creative destruction of profits is present in other models of quality improvements such as Aghion and Howitt (1992) and Grossman and Helpman (1991), and will be introduced in the context of our model in Section V.

²⁵An innovation possibilities frontier that uses just scientists, rather than variable factors as in the lab-equipment specifications (see Acemoglu 2009), is convenient because it enables us to focus on the direction of technological change, and not on the overall amount of technological change.

When a scientist is employed in automation, she automates κ_I tasks per unit of time and receives a wage $W_I^S(t)$. When she is employed in the creation of new tasks, she creates κ_N new tasks per unit of time and receives a wage $W_N^S(t)$. We assume that automation and the creation of new tasks proceed in the order of the task index i . Thus, the allocation of scientists determines the evolution of both types of technology, summarized by $I(t)$ and $N(t)$, as

$$(22) \quad \dot{I}(t) = \kappa_I S_I(t), \quad \text{and} \quad \dot{N}(t) = \kappa_N S_N(t).$$

Because we want to analyze the properties of the equilibrium locally, we make a final assumption to ensure that the allocation of scientists varies smoothly when there is a small difference between $W_I^S(t)$ and $W_N^S(t)$ (rather than having discontinuous jumps). In particular, we assume that scientists differ in the cost of effort: when working in automation, scientist j incurs a cost of $\chi_I^j Y(t)$, and when working in the creation of new tasks, she incurs a cost of $\chi_N^j Y(t)$.²⁶ Consequently, scientist j will work in automation if $\frac{W_I^S(t) - W_N^S(t)}{Y(t)} > \chi_I^j - \chi_N^j$. We also assume that the distribution of $\chi_I^j - \chi_N^j$ among scientists is given by a smooth and increasing distribution function G over a support $[-v, v]$, where we take v to be small enough that χ_I^j and χ_N^j are always less than $\max\left\{\frac{\kappa_N V_N(t)}{Y(t)}, \frac{\kappa_I V_I(t)}{Y(t)}\right\}$ and thus all scientists always work.

For notational convenience, we also adopt the normalization $G(0) = \frac{\kappa_N}{\kappa_I + \kappa_N}$.

B. Equilibrium with Endogenous Technological Change

We first compute the present discounted value accruing to monopolists from automation and the creation of new tasks. Let $V_I(t)$ denote the value of automating task $i = I(t)$ (i.e., the task with the highest index that has not yet been automated, or more formally $i = I(t) + \varepsilon$ for ε arbitrarily small and positive). Likewise, $V_N(t)$ is the value of creating a new task at $i = N(t)$.

To simplify the exposition, let us assume that in this equilibrium $n(t) > \max\{\bar{n}(\rho), \tilde{n}(\rho)\}$, so that $I^*(t) = I(t)$ and newly-automated tasks start being produced with capital immediately. The flow profits that accrue to the technology monopolist that automated task i are

$$(23) \quad \pi_I(t, i) = bY(t)R(t)^{\zeta-\hat{\sigma}},$$

where $b = (1 - \mu)B^{\hat{\sigma}-1}\eta\psi^{1-\zeta}$.²⁷ Likewise, the flow profits that accrue to the technology monopolist that created the labor-intensive task i are

$$(24) \quad \pi_N(t, i) = bY(t) \left(\frac{W(t)}{\gamma(i)}\right)^{\zeta-\hat{\sigma}}.$$

²⁶ The cost of effort is multiplied by $Y(t)$ to capture the income effect on the costs of effort in a tractable manner.

²⁷ This expression follows because the demand for intermediates is $q(i) = B^{\hat{\sigma}-1}\eta\psi^{-\zeta}Y(t)R(t)^{\zeta-\hat{\sigma}}$, every intermediate is priced at ψ and the technology monopolist makes a per unit profit of $1 - \mu$.

The take-it-or-leave-it nature of offers implies that a firm that automates task I needs to compensate the existing technology monopolist by paying her the present discounted value of the profits that her inferior labor-intensive technology would generate if not replaced. This take-it-or-leave-it offer is given by²⁸

$$b \int_t^\infty e^{-\int_0^\tau (R(s)-\delta)ds} Y(\tau) \left(\frac{W(\tau)}{\gamma(I)} \right)^{\zeta-\hat{\sigma}} d\tau.$$

Likewise, a firm that creates task N needs to compensate the existing technology monopolist by paying her the present discounted value of the profits from the capital-intensive alternative technology. This take-it-or-leave-it offer is given by

$$b \int_t^\infty e^{-\int_0^\tau (R(s)-\delta)ds} Y(\tau) R(\tau)^{\zeta-\hat{\sigma}} d\tau.$$

In both cases, the patent-holders will immediately accept these offers and reject less generous ones.

We can then compute the values of a new automation technology and a new task, respectively, as

$$(25) \quad V_I(t) = bY(t) \int_t^\infty e^{-\int_t^\tau (R(s)-\delta-g_y(s))ds} \left(R(\tau)^{\zeta-\hat{\sigma}} - \left(w(\tau) e^{\int_t^\tau g(s)ds} \right)^{\zeta-\hat{\sigma}} \right) d\tau,$$

and

$$(26) \quad V_N(t) = bY(t) \int_t^\infty e^{-\int_t^\tau (R(s)-\delta-g_y(s))ds} \left(\left(\frac{w(\tau)}{\gamma(n(t))} e^{\int_t^\tau g(s)ds} \right)^{\zeta-\hat{\sigma}} - R(\tau)^{\zeta-\hat{\sigma}} \right) d\tau,$$

where $g_y(t)$ is the growth rate of aggregate output at time t and as noted above, $g(t)$ is the growth rate of $\gamma(N(t))$.

To ensure that these value functions are well behaved and non-negative, we impose the following assumption for the rest of the paper.

ASSUMPTION 4: $\hat{\sigma} > \zeta$.

This assumption ensures that innovations are directed toward technologies that allow firms to produce tasks by using the cheaper (or more productive) factors and, consequently, that the present discounted values from innovation are positive. This assumption is intuitive and reasonable: since intermediates embody the technology that directly works with labor or capital, they should be highly complementary with the relevant factor of production in the production of tasks.²⁹

²⁸This expression is written by assuming that the patent-holder will also turn down subsequent less generous offers in the future. Deriving it using dynamic programming and the one-step-ahead deviation principle leads to the same conclusion.

²⁹The profitability of introducing an intermediate that embodies a new technology depends on its demand. As a factor (labor or capital) becomes cheaper, there are two effects on the demand for $q(i)$. First, the decline in costs allows firms to scale up their production, which increases the demand for the intermediate good. The extent

The expressions for the value functions, $V_I(t)$ and $V_N(t)$ in equations (25) and (26) are intuitive. The value of developing new automation technologies depends on the gap between the cost of producing with labor (given by the effective wage, $w(\tau)$) and the rental rate of capital (recall that $\hat{\sigma} > \zeta$). When the wage is higher, $V_I(t)$ increases and technology monopolists have greater incentives to introduce new automation technologies to substitute capital for the more expensive labor. The expression for $V_N(t)$ has an analogous interpretation, and is greater when the gap between the rental rate of capital and the cost of producing new tasks with labor ($w(\tau)/\gamma(n(t))$) is larger.³⁰

An *equilibrium with endogenous technology* is given by paths $\{K(t), N(t), I(t)\}$ for capital and technology (starting from initial values $K(0), N(0), I(0)$), paths $\{R(t), W(t), W_I^S(t), W_N^S(t)\}$ for factor prices, paths $\{V_N(t), V_I(t)\}$ for the value functions of technology monopolists, and paths $\{S_N(t), S_I(t)\}$ for the allocation of scientists such that all markets clear, all firms and prospective technology monopolists maximize profits, and the representative household maximizes its utility. Using the same normalizations as in the previous section, we can represent the equilibrium with endogenous technology by a path of the tuple $\{c(t), k(t), n(t), L(t), S_I(t), S_N(t), V_I(t), V_N(t)\}$ such that

- Consumption satisfies the Euler equation (17) and the labor supply satisfies equation (18);
- The transversality condition holds

$$(27) \quad \lim_{t \rightarrow \infty} (k(t) + \Pi(t)) e^{-\int_0^t (\rho - (1-\theta)g(s)) ds} = 0,$$

where in addition to the capital stock, the present value of corporate profits $\Pi(t) = I(t) V_I(t)/Y(t) + N(t) V_N(t)/Y(t)$ is also part of the representative household's assets;

- Capital satisfies the resource constraint

$$\dot{k}(t) = \left[1 + \frac{\eta}{1-\eta} (1-\mu) \right] F(k(t), L(t); n^*(t)) - c(t) e^{-\frac{1-\theta}{\theta} \nu(L(t))} - (\delta + g(t)) k(t),$$

of this positive scale effect is regulated by the elasticity of substitution $\hat{\sigma}$. Second, because the cheaper factor is substituted for the intermediate with which it is combined, the demand for that intermediate good falls. This countervailing substitution effect is regulated by the elasticity of substitution ζ . The condition $\hat{\sigma} > \zeta$ guarantees that the former, positive effect dominates, so that prospective technology monopolists have an incentive to introduce technologies that allow firms to produce tasks with cheaper factors. When the opposite holds, i.e., $\zeta > \hat{\sigma}$, we have the paradoxical situation where technologies that work with more expensive factors are more profitable. In this case, the present discounted values from innovation are negative.

³⁰ There is an important difference between the value functions in (25) and (26) and those in models of directed technological change building on factor-augmenting technologies (such as in Acemoglu 1998, 2002). In the latter case, the direction of technological change is determined by the interplay of a market size effect favoring the more abundant factor and a price effect favoring the cheaper factor. The task-based framework here, combined with the assumption on the structure of patents, makes the benefits of new technologies only a function of the factor prices: in particular, the difference between the wage rate and the rental rate. This is because factor prices determine the profitability of producing with capital relative to labor. Without technological constraints, this would determine the set of tasks that the two factors perform. In the presence of technological constraints restricting which tasks can be produced with which factor, factor prices determine the incentives for automation (to expand the set of tasks produced by capital) and the creation of new tasks (to expand the set of tasks produced by labor).

We should also note that despite this difference, the general results on absolute weak bias of technology in Acemoglu (2007) continue to hold here, in the sense that an increase in the abundance of a factor always makes technology more biased toward that factor.

where recall that $F(k(t), L(t); n^*(t))$ is net output (aggregate output net of intermediates) and $\frac{\eta}{1-\eta} (1-\mu) F(k(t), L(t); n^*(t))$ is profits of technology monopolists from intermediates;

- Competition among prospective technology monopolists to hire scientists implies that $W_I^S(t) = \kappa_I V_I(t)$ and $W_N^S(t) = \kappa_N V_N(t)$. Thus,

$$S_I(t) = SG\left(\frac{\kappa_I V_I(t)}{Y(t)} - \frac{\kappa_N V_N(t)}{Y(t)}\right), \quad S_N(t) = S\left[1 - G\left(\frac{\kappa_I V_I(t)}{Y(t)} - \frac{\kappa_N V_N(t)}{Y(t)}\right)\right],$$

and $n(t)$ evolves according to the differential equation,

$$(28) \quad \dot{n}(t) = \kappa_N S - (\kappa_N + \kappa_I) G\left(\frac{\kappa_I V_I(t)}{Y(t)} - \frac{\kappa_N V_N(t)}{Y(t)}\right) S;$$

- And the value functions that determine the allocation of scientists, $V_I(t)$ and $V_N(t)$, are given by (25) and (26).

As before, a BGP is given by an equilibrium in which the normalized variables $c(t)$, $k(t)$, and $L(t)$, and the rental rate $R(t)$ are constant, except that now $n(t)$ is determined endogenously. The definition of the equilibrium shows that the profits from automation and the creation of new tasks determine the evolution of $n(t)$: whenever one of the two types of innovation is more profitable, more scientists will be allocated to that activity.

Consider an allocation where $n(t) = n \in (0, 1)$. Let us define the *normalized value functions* $v_I(n) = \lim_{t \rightarrow \infty} V_I(t)/Y(t)$ and $v_N(n) = \lim_{t \rightarrow \infty} V_N(t)/Y(t)$, which only depend on n . Equation (28) implies that $\dot{n}(t) > 0$ if and only if $\kappa_N V_N(t) > \kappa_I V_I(t)$, and $\dot{n}(t) < 0$ if and only if $\kappa_N V_N(t) < \kappa_I V_I(t)$. Thus, if $\kappa_I v_I(n) \neq \kappa_N v_N(n)$, the economy converges to a corner with $n(t)$ equal to 0 or 1, and for an interior BGP with $n \in (0, 1)$ we need

$$(29) \quad \kappa_I v_I(n) = \kappa_N v_N(n).$$

The next proposition gives the main result of the paper, and characterizes different types of BGPs with endogenous technology.

PROPOSITION 6 (Equilibrium with Endogenous Technological Change): *Suppose that Assumptions 1', 2, and 4 hold. There exists \bar{S} such that, when $S < \bar{S}$, we have:*³¹

- (i) **Full Automation:** *For $\rho < \bar{\rho}$, there is a BGP in which $n(t) = 0$ and thus all tasks are produced with capital (this case also requires $B > \delta + \rho > \frac{1-\theta}{\theta} (B - \delta - \rho) + \delta$ to ensure the transversality condition).*

³¹ The condition $S < \bar{S}$ ensures that the growth rate of the economy is not too high. If the growth rate is above the threshold implied by \bar{S} , the creation of new tasks is discouraged (even if current wages are low) because firms anticipate that the wage will grow rapidly, reducing the future profitability of creating new labor-intensive tasks. This condition also allows us to use Taylor approximations of the value functions in our analysis of local stability. Finally, in parts (ii)–(iv) this condition ensures that the transversality condition holds.

For $\rho > \bar{\rho}$, all BGPs feature $n(t) = n > \bar{n}(\rho)$. Moreover, there exists $\bar{\kappa} \geq \underline{\kappa} > 0$ such that:

- (ii) **Unique Interior BGP:** if $\kappa_I/\kappa_N > \bar{\kappa}$ there exists a unique BGP. In this BGP we have $n^*(t) = n(t) = n \in (\bar{n}(\rho), 1)$ and $\kappa_N v_N(n) = \kappa_I v_I(n)$. If, in addition, $\theta = 0$, then the equilibrium is unique everywhere and the BGP is globally (saddle-path) stable. If $\theta > 0$, then the equilibrium is unique in the neighborhood of the BGP and is asymptotically (saddle-path) stable;
- (iii) **Multiple BGPs:** if $\bar{\kappa} > \frac{\kappa_I}{\kappa_N} > \underline{\kappa}$, there are multiple BGPs;
- (iv) **No Automation:** If $\underline{\kappa} > \frac{\kappa_I}{\kappa_N}$, there exists a unique BGP. In this BGP $n^*(t) = 1$ and all tasks are produced with labor. (When $\rho > \rho_{\max}$, we are always in this case.)

PROOF:

See Appendix A.

This proposition provides a complete characterization of different types of BGPs. Figure 7 shows visually how different BGPs arise in parts of the parameter space.

Further intuition can be gained by studying the behavior $\kappa_I v_I(n)$ and $\kappa_N v_N(n)$, which we do in Figure 8. Lemma A3 shows that, for S small, the normalized value functions can be written as

$$v_I(n) = \frac{b((\rho + \delta + \theta g)^{\zeta - \hat{\sigma}} - w_I(n)^{\zeta - \hat{\sigma}})}{\rho + (\theta - 1)g},$$

$$v_N(n) = \frac{b(w_N(n)^{\zeta - \hat{\sigma}} - (\rho + \delta + \theta g)^{\zeta - \hat{\sigma}})}{\rho + (\theta - 1)g}.$$

The profitability of the two types of technologies depends on the effective wages, $w_I(n)$ and $w_N(n)$. A lower value of n , which corresponds to additional automation, reduces $w_I(n)$: in other words $w_I(n)$ is increasing in n . This is because of comparative advantage: as more tasks are automated, the equilibrium wage increases less than $\gamma(I)$, and it becomes cheaper to produce the least complex tasks with labor, and thus automation becomes less profitable. Because $w_I(n)$ is increasing in n , so is $v_I(n)$ (recall that $\hat{\sigma} > \zeta$). However, $v_N(n)$ is also increasing in n : $w_N(n)$ is decreasing in n as the long-run wage increases with automation owing to the productivity effect discussed in the previous section. We will see next that the fact that $v_N(n)$ is increasing in n creates a force toward multiplicity of BGPs, while the fact that $v_I(n)$ is increasing in n pushes toward uniqueness and stability.

Panel A of Figure 8 illustrates the first part of Proposition 6 (which parallels the first part of Proposition 4): when $\rho < \bar{\rho}$, $\kappa_I v_I(0)$ is above $\kappa_N v_N(0)$ for $n < \tilde{n}(\rho)$. In this region it is not optimal to create new tasks. Consequently, there exists a BGP with full automation, meaning that all tasks will be automated and produced with capital. Reminiscent of Leontief’s “horse equilibrium,” in this BGP labor becomes redundant. Intuitively, as also shown in Figure 4, when $\rho < \bar{\rho}$ and $n < \tilde{n}(\rho)$, we

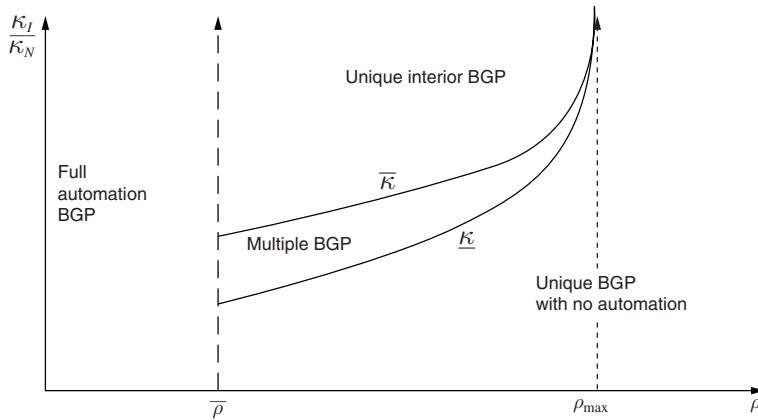


FIGURE 7. VARIETIES OF BGPs

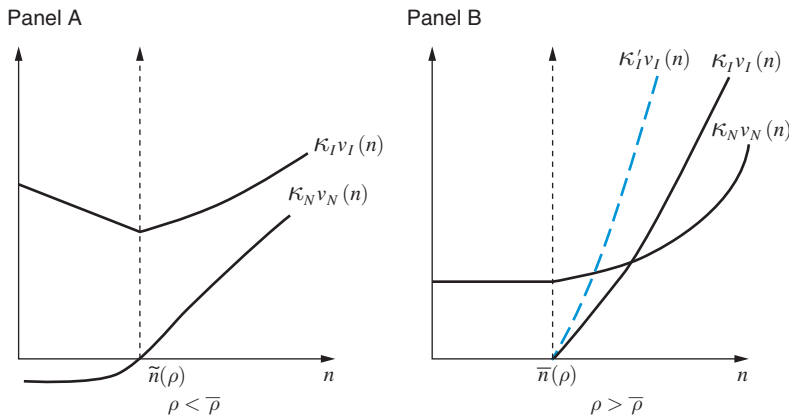


FIGURE 8. ASYMPTOTIC BEHAVIOR OF NORMALIZED VALUES

Notes: Asymptotic behavior of normalized values. In panel A, $\kappa_I v_I(n)$ is everywhere $\kappa_N v_N(n)$ and the BGP involves full automation. In panel B, if κ_I/κ_N is sufficiently large, the two curves intersect, and we have an interior BGP with both automation and creation of new tasks. Panel B also shows the effect of an increase in the productivity of scientists in automating tasks from κ_I to κ'_I .

have $w_N(n) > \rho + \delta + \theta g$, which implies that labor is too expensive relative to capital. Utilizing and thus creating new tasks is not profitable. Economic growth in this BGP is driven by capital accumulation (because when all tasks are automated, aggregate output is linear in capital).

Panel B illustrates the remaining three types of BGPs, which apply when $\rho > \bar{\rho}$. In this case, at $n = 0$ (or at any $n \leq \bar{n}(\rho)$), $\kappa_I v_I(n)$ is strictly below $\kappa_N v_N(n)$ and thus a full automation BGP is not possible. The two curves can only intersect for $n \in (\bar{n}(\rho), 1]$, implying that in any BGP, newly automated tasks will be immediately produced with capital. As explained above, both of these curves are increasing but their relative slopes depend on κ_I/κ_N . When $\kappa_I/\kappa_N < \underline{\kappa}$, $\kappa_I v_I(n)$

is not sufficiently steep relative to $\kappa_N v_N(n)$, and the two never intersect. This means that even at $n = 1$, it is not profitable to create new automation technologies, and all tasks will be produced with labor. In this BGP, capital becomes redundant, and growth is driven by endogenous technological change increasing labor's productivity as in the standard quality ladder models such as Aghion and Howitt (1992) or Grossman and Helpman (1991).

Conversely, when $\kappa_I/\kappa_N > \bar{\kappa}$, the curve $\kappa_I v_I(n)$ is sufficiently steep relative to $\kappa_N v_N(n)$ so that the two curves necessarily intersect and can only intersect once. Hence, there exists a unique interior BGP (interior in the sense that now the BGP level of n is strictly between 0 and 1, and thus some tasks are produced with labor and some with capital).

Finally, when $\bar{\kappa} > \kappa_I/\kappa_N > \underline{\kappa}$, the two curves will intersect, but will do so multiple times, leading to multiple interior BGPs.

Proposition 6 also shows that for $\kappa_I/\kappa_N > \bar{\kappa}$, the unique interior BGP is globally stable provided that the intertemporal elasticity of substitution is infinite (i.e., $\theta = 0$), and locally stable otherwise (i.e., when $\theta > 0$). Because $\kappa_I v_I(n)$ starts below $\kappa_N v_N(n)$ at $\bar{n}(\rho)$ (reflecting the fact that at this point, new automation technologies are not immediately adopted and thus the value of creating these technologies is 0), the unique intersection must have the former curve being steeper than the former. At this point, a further increase in n always raises the value of automating an additional task, $v_I(n)$, more than the value of creating a new task, $v_N(n)$. This ensures that increases in n beyond its BGP value trigger further automation, while lower values of n encourage the creation of new tasks, ensuring the stability of the unique BGP.

The asymptotic stability of the interior BGP implies that there are powerful market forces pushing the economy toward balanced growth. An important consequence of this stability is that technological shocks that reduce n (e.g., the arrival of a series of new automation technologies) will set in motion self-correcting forces. Following such a change, there will be an adjustment process restoring the level of employment and the labor share back to their initial values.

This does not, however, imply that *all* shocks will leave the long-run prospects of labor unchanged. For one, this would not necessarily be the case in a situation with multiple steady states, and moreover, certain changes in the environment (for example, a large increase in B or a decline in ρ) can shift the economy from the region in which there is a unique interior BGP to the region with full automation, with disastrous consequences for labor. In addition, the next corollary shows that, if there is a change in the innovation possibilities frontier (in the κ s) that makes it permanently easier to develop new automation technologies, self-correcting forces still operate but will now only move the economy to a new BGP with lower employment and a lower labor share.

COROLLARY 2: *Suppose that $\rho > \bar{\rho}$ and $\kappa_I/\kappa_N > \bar{\kappa}$. A one-time permanent increase in κ_I/κ_N leads to a BGP with lower n , employment and labor share.*

This corollary follows by noting that an increase in κ_I/κ_N shifts the intersection of the curves $\kappa_I v_I(n)$ and $\kappa_N v_N(n)$ to the left as shown by the blue dotted curve in Figure 8, leading to a lower value of n in the BGP. This triggers an adjustment process in which the labor share and employment decline over time, but ultimately

settle to their new (interior) BGP values. The transition process will involve a slower rate of increase of N and a more rapid rate of increase of I than the BGP. Interestingly, if new tasks generate larger productivity gains than automation, this transition process will also be associated with a slowdown in productivity growth because automation crowds out resources that could be used to develop new tasks.³²

In summary, Proposition 6 characterizes the different types of BGPs, and together with Corollary 2, it delineates the types of changes in technology that trigger self-correcting dynamics. Starting from the interior BGP, the effects of (small) increases in automation technology will reverse themselves over time, restoring employment and the labor share back to their initial values. Permanent changes in the ability of society to create new automation technologies trigger self-correcting dynamics as well, but these will take us toward a new BGP with lower employment and labor share, and may also involve slower productivity growth in the process.

IV. Extensions

In this section we discuss three extensions. First we introduce heterogeneous skills, which allow us to analyze the impact of technological changes on inequality. Second, we study a different structure of intellectual property rights that introduces the creative destruction of profits. Finally, we discuss the welfare implications of our model.

A. Automation, New Tasks, and Inequality

To study how automation and the creation of new tasks impact inequality, we now introduce heterogeneous skills. This extension is motivated by the observation that both automation and new tasks could increase inequality: new tasks favor high-skill workers who tend to have a comparative advantage in new and complex tasks, while automation substitutes capital for labor in lower-indexed tasks where low-skill workers have their comparative advantage.

The assumption that high-skill workers have a comparative advantage in new tasks receives support from the data. Figure 9 shows that occupations with more new job titles in 1980, 1990, and 2000 employed workers with greater average years of schooling.³³

To incorporate this feature, we assume that there are two types of workers: low-skill workers with time-varying productivity $\gamma_L(i, t)$ in task i , and high-skill workers with productivity $\gamma_H(i)$. We parametrize these productivities as follows.

³²Forgone productivity gains from slower creation of new tasks will exceed the gains from automation, causing a productivity slowdown during a transition to a higher level of automation, if $\rho > \rho_P$, where ρ_P is defined implicitly as the solution to the equation

$$\frac{1}{\sigma-1}(w_I(n)^{1-\sigma} - (\rho_P + \delta + \theta g)^{1-\sigma}) = \frac{1}{\sigma-1}((\rho_P + \delta + \theta g)^{1-\sigma} - w_N(n)^{1-\sigma}).$$

³³As in Figure 1, this figure partials out the demographic composition of employment in each occupation at the beginning of the relevant period. See online Appendix B for the same relationship without these controls as well as with additional controls.

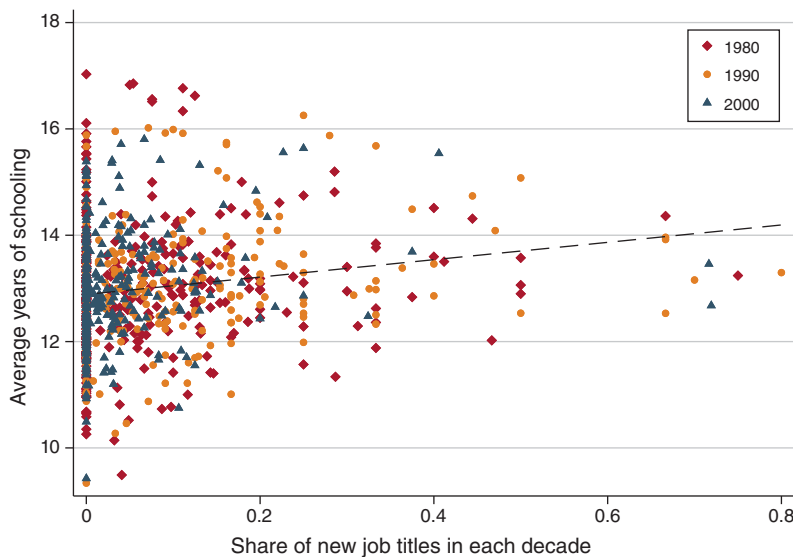


FIGURE 9. AVERAGE YEARS OF SCHOOLING AMONG WORKERS AND THE SHARE OF NEW JOB TITLES IN 1980, 1990, AND 2000

Note: See online Appendix B for data sources and detailed definitions.

ASSUMPTION 1'': *The productivities of high-skill and low-skill workers are given by*

$$\gamma_H(i) = e^{A_H i}, \quad \gamma_L(i, t) = e^{\xi A_H i} \Gamma(t - T(i)),$$

where Γ is increasing with $\lim_{x \rightarrow \infty} \Gamma(x) = 1$, $\xi \in (0, 1]$, and $T(i)$ denotes the time when task i was first introduced.

Assumption 1'' is similar to but extends Assumption 1' in several dimensions. The ratio $\gamma_H(i)/\gamma_L(i, t)$ is increasing in i , which implies that high-skill workers have a comparative advantage in higher-indexed tasks. But in addition, we also let the productivity of low-skill workers in a task increase over time, as captured by the increasing function Γ . This captures the idea that as new tasks become “standardized,” they can be more productively performed by less skilled workers (e.g., Acemoglu, Gancia, and Zilibotti 2012), or that workers adapt to new technologies by acquiring human capital through training, on-the-job learning, and schooling (e.g., Schultz 1975; Nelson and Phelps 1966; Galor and Moav 2000; Goldin and Katz 2008; and Beaudy, Green, and Sand 2016). Since the function Γ limits to 1 over time, the parameter ξ determines whether this standardization effect is complete or incomplete. When $\xi < 1$, the productivity of low-skill workers relative to high-skill workers converges to $\gamma_L(i, t)/\gamma_H(i) = \gamma_H(i)^{\xi-1}$, and limits to zero as more and more advanced tasks are introduced. In contrast, when $\xi = 1$, the relative productivity of low-skill workers converges to 1 for tasks that have been around for a long time.

The structure of comparative advantage ensures that there exists a threshold task M such that high-skill labor performs tasks in $[M, N]$, low-skill labor performs tasks in (I^*, M) , and capital performs tasks in $[N - 1, I^*]$. In what follows, we denote the wages of high and low-skill labor by W_H and W_L , respectively, and to simplify the discussion, we focus on the economy with exogenous technology and assume that the supply of high-skill labor is fixed at H and the supply of low-skill labor is fixed at L .

PROPOSITION 7 (Automation, New Tasks, and Inequality): *Suppose Assumptions 1" and 2 hold. Suppose also that technology evolves exogenously with $\dot{N} = \dot{I} = \Delta$ and $n(t) = n > \max\{\bar{n}(\rho), \tilde{n}(\rho)\}$ (and $A_H(1 - \theta)\Delta < \rho$). Then, there exists a unique BGP. Depending on the value of ξ this BGP takes one of the following forms:*

- (i) *If $\xi < 1$, in the unique BGP we have $\lim_{t \rightarrow \infty} W_H(t)/W_L(t) = \infty$, the share of tasks performed by low-skill workers converges to zero, and capital and high-skill workers perform constant shares of tasks.*
- (ii) *If $\xi = 1$, in the unique BGP $W_H(t)$ and $W_L(t)$ grow at the same rate as the economy, the wage gap, $W_H(t)/W_L(t)$, remains constant, and capital, low-skill, and high-skill workers perform constant shares of tasks. Moreover, $\lim_{t \rightarrow \infty} W_H(t)/W_L(t)$ is decreasing in n . Consequently, a permanent increase in N raises the wage gap $W_H(t)/W_L(t)$ in the short run, but reduces it in the long run, while a permanent increase in I raises the wage gap in both the short and the long run.*

Like all remaining proofs in the paper, the proof of this proposition is in online Appendix B.

When $\xi < 1$, this extension confirms the pessimistic scenario about the implications of new technologies for wage inequality and the employment prospects of low-skill workers: both automation and the creation of new tasks increase inequality, the former because it displaces low-skill workers ahead of high-skill workers, and the latter because it directly benefits high-skill workers who have a comparative advantage in newer, more complex tasks relative to low-skill workers. As a result, low-skill workers are progressively squeezed into a smaller and smaller set of tasks, and wage inequality grows without bound.

However, our extended model also identifies a countervailing force, which becomes particularly potent when $\xi = 1$. Because new tasks become standardized, they can over time be as productively used by low-skill workers. In this case, automation and the creation of new tasks still reduce the relative earnings of low-skill workers in the short run, but their long-run implications are very different. In the long run, inequality is decreasing in n (because a higher n translates into a greater range of tasks for low-skill workers). Consequently, automation increases inequality both in the short and the long run. The creation of new tasks, which leads to a permanently higher level of n , increases inequality in the short run but reduces it in the long run. These observations suggest that inequality may be high following a period of adjustment in which the labor share first declines (due to increases in automation), and then recovers (due to the introduction and later standardization of new tasks).

B. Creative Destruction of Profits

In this subsection, we modify our baseline assumption on intellectual property rights and revert to the classical setup in the literature in which new technologies do not infringe the patents of the products that they replace (Aghion and Howitt 1992; Grossman and Helpman 1991). This assumption introduces the creative destruction effects: the destruction of profits of previous inventors by new innovators. We will see that this alternative structure has similar implications for the BGP, but necessitates more demanding conditions to guarantee its uniqueness and stability.

Let us first define $V_N(t, i)$ and $V_I(t, i)$ as the time t values for technology monopolist with, respectively, new task and automation technologies. These value functions satisfy the following Bellman equations:

$$r(t)V_N(t, i) - \dot{V}_N(t, i) = \pi_N(t, i), \quad r(t)V_I(t, i) - \dot{V}_I(t, i) = \pi_I(t, i).$$

Here $\pi_I(t, i)$ and $\pi_N(t, i)$ denote the flow profits from automating and creating new tasks, respectively, which are given by the formulas in equations (23) and (24).

For a firm creating a new task i , let $T^N(i)$ denote the time at which it will be replaced by a technology allowing the automation of this task. Likewise, let $T^I(i)$ denote the time at which an automated task i will be replaced by a new task using labor. Since firms anticipate these deterministic replacement dates, their value functions also satisfy the boundary conditions $V_N(T^N(i), i) = 0$ and $V_I(T^I(i), i) = 0$. Together with these boundary conditions, the Bellman equations solve for

$$V_N^{CD}(t) = V_N(N(t), t) = b \int_t^{T^N(N(t))} e^{-\int_t^\tau (R(s) - \delta) ds} Y(\tau) \left(\frac{W(\tau)}{\gamma(N(t))} \right)^{\zeta - \hat{\sigma}} d\tau,$$

$$V_I^{CD}(t) = V_I(I(t), t) = b \int_t^{T^I(I(t))} e^{-\int_t^\tau (R(s) - \delta) ds} Y(\tau) \left(\min \left\{ R(\tau), \frac{W(\tau)}{\gamma(I(t))} \right\} \right)^{\zeta - \hat{\sigma}} d\tau.$$

For reasons that will become evident, we modify the innovation possibilities frontier to

$$(30) \quad \dot{I}(t) = \kappa_I \iota(n(t)) S_I(t), \quad \text{and} \quad \dot{N}(t) = \kappa_N S_N(t).$$

Here, the function $\iota(n(t))$ is included and assumed to be nondecreasing to capture the possibility that automating tasks closer to the frontier (defined as the highest-indexed task available) may be more difficult.

Let us again define the normalized value functions as $v_I^{CD}(n) = \lim_{t \rightarrow \infty} \frac{V_I^{CD}(t)}{Y(t)}$ and $v_N^{CD}(n) = \lim_{t \rightarrow \infty} \frac{V_N^{CD}(t)}{Y(t)}$. In a BGP, the normalized value functions only depend on n because newly-created tasks are automated after a period of length $T^N(N(t)) - t = n/\Delta$, and newly-automated tasks are replaced by new ones after a period of length $T^I(I(t)) - t = \frac{1-n}{\Delta}$, where $\Delta = \frac{\kappa_I \kappa_N \iota(n)}{\kappa_I \iota(n) + \kappa_N} S$ is

the endogenous rate at which N and I grow. The endogenous value of n in an interior BGP satisfies

$$\kappa_I \iota(n) v_I^{CD}(n) = \kappa_N v_N^{CD}(n).$$

The next proposition focuses on interior BGPs and shows that, because of creative destruction, we must impose additional assumptions on the function $\iota(n)$ to guarantee stability.

PROPOSITION 8 (Equilibrium with Creative Destruction): *Suppose that $\rho > \bar{\rho}$, Assumptions 1', 2, and 4 hold, and there is creative destruction of profits. Then,*

(i) *There exist $\bar{\iota}$ and $\underline{\iota} < \bar{\iota}$ such that if $\iota(0) < \underline{\iota}$ and $\iota(1) > \bar{\iota}$, then there is at least one locally stable interior BGP with $n(t) = n \in (\bar{n}(\rho), 1)$.*

(ii) *If $\iota(n)$ is constant, there is no stable interior BGP (with $n(t) = n \in (\bar{n}(\rho), 1)$). Any stable BGP involves $n(t) \rightarrow 0$ or $n(t) \rightarrow 1$.*

The first part of the proposition follows from an analogous argument to that in the proof of Proposition 6, with the only difference being that, because of the presence of the function $\iota(n)$ in equation (30), the key condition that pins down n becomes $\kappa_I \iota(n) v_I^{CD}(n) = \kappa_N v_N^{CD}(n)$.

The major difference with our previous analysis is that creative destruction introduces a new source of instability. Unlike the previous case with no creative destruction, we now have that $v_I^{CD}(n)$ is decreasing in n . As more tasks are automated, the rental rate remains unchanged and newly-automated tasks will be replaced less frequently (recall that newly-automated tasks are replaced after $(1 - n)/\Delta$ units of time). As a result, automating more tasks renders further automation more profitable. Moreover, $v_N^{CD}(n)$ continues to be increasing in n . This is for two reasons: first, as before, the productivity effect ensures that the effective wage in new tasks, $w_N(n)$, is decreasing in n ; and second, because newly-created tasks are automated after n/Δ units of time, an increase in n increases the present discounted value of profits from new tasks. These observations imply that, if $\iota(n)$ were constant, the intersection between the curves $\kappa_N v_N^{CD}(n)$ and $\kappa_I \iota(n) v_I^{CD}(n)$ would correspond to an unstable BGP.

Economically, the instability is a consequence of the fact that, in contrast to our baseline model (and the socially planned economy which we describe in the next subsection), here innovation incentives depend on the total revenue that a technology generates rather than its *incremental value* created (the difference between these revenues and the revenues that the replaced technology generated). In our baseline model, the key force ensuring stability is that incentives to automate are shaped by the cost difference between producing a task with capital or with labor: by lowering the effective wage at the next tasks to be automated, current automation reduces the incremental value of additional automation. This force is absent when innovators destroy the profits of previous technology monopolists because they no longer care about the cost of production with the technology that they are replacing.

C. Welfare

We study welfare from two complementary perspectives. First, in online Appendix B, we discuss the socially optimal allocation in the presence of endogenous technology and characterize how this allocation can be decentralized. One of the main insights from Proposition 6 is that the expected path for factor prices determines the incentives to automate and create new tasks. We show that a planner would also allocate scientists according to the same principle—guided by the *cost savings* that each technology grants to firms. Although similar to the efficient allocation of scientists in this regard, the decentralized equilibrium is typically inefficient because the technology monopolists neither capture the full benefits from the new tasks they create nor internalize how their innovation affects other existing and future technology monopolists.

The second perspective is more novel and relevant to current debates about automation reducing employment and its policy implications. We examine whether an exogenous increase in automation could reduce welfare. Even though automation expands productivity, a force which always raises welfare, it also reduces employment. When the labor market is fully competitive as in our baseline model, this reduction in employment has no first-order welfare cost for the representative household (who sets the marginal cost of labor supply equal to the wage). Consequently, automation increases overall welfare. Next suppose that there are labor market frictions. In particular, suppose that there exists an upward-sloping quasi-labor supply schedule, $L_{qs}(\omega)$, which constrains the level of employment, so that $L \leq L_{qs}(\omega)$ (see online Appendix B for a microfoundation). This quasi-labor supply schedule then acts in a very similar fashion to the labor supply curve derived in (11) in Section I, except that the marginal cost of labor supply is no longer equated to the wage. Crucially, the reduction in employment resulting from automation now has a negative impact on welfare, and this negative effect can exceed the positive impact following from the productivity gains, turning automation, on net, into a negative for welfare.

The next proposition provides the conditions under which automation can reduce welfare in the context of our static model with exogenous technology. Our focus on the static model is for transparency. The same forces are present in the dynamic model and also in the full model with endogenous technology.

PROPOSITION 9 (Welfare Implication of Automation): *Consider the static economy and suppose that Assumptions 1, 2, and 3 hold, and that $I^* = I < \tilde{I}$. Let $\mathcal{W} = u(C, L)$ denote the welfare of representative household.*

- (i) *Consider the baseline model without labor market frictions, where the representative household chooses the amount of labor without constraints and thus $W/C = \nu'(L)$. Then,*

$$\frac{d\mathcal{W}}{dI} = (Ce^{-\nu(L)})^{1-\theta} \frac{B^{\hat{\sigma}-1}}{1-\hat{\sigma}} \left(\left(\frac{W}{\gamma(I)} \right)^{1-\hat{\sigma}} - R^{1-\hat{\sigma}} \right) > 0,$$

$$\frac{d\mathcal{W}}{dN} = (Ce^{-\nu(L)})^{1-\theta} \frac{B^{\hat{\sigma}-1}}{1-\hat{\sigma}} \left(R^{1-\hat{\sigma}} - \left(\frac{W}{\gamma(N)} \right)^{1-\hat{\sigma}} \right) > 0.$$

- (ii) Suppose that there are labor market frictions, so that employment is constrained by a quasi-labor supply curve $L \leq L_{qs}(\omega)$. Suppose also that the quasi-labor supply schedule $L_{qs}(\omega)$ is increasing in ω , has an elasticity $\tilde{\varepsilon}_L > 0$, and is binding in the sense that $W/C > \nu'(L)$. Then,

$$\frac{dW}{dI} = (Ce^{-\nu(L)})^{1-\theta} \left[\frac{B^{\hat{\sigma}-1}}{1-\hat{\sigma}} \left(\left(\frac{W}{\gamma(I)} \right)^{1-\hat{\sigma}} - R^{1-\hat{\sigma}} \right) - L \left(\frac{W}{C} - \nu'(L) \right) \frac{\tilde{\varepsilon}_L}{\hat{\sigma} + \tilde{\varepsilon}_L} \Lambda_I \right] \leq 0,$$

$$\frac{dW}{dN} = (Ce^{-\nu(L)})^{1-\theta} \left[\frac{B^{\hat{\sigma}-1}}{1-\hat{\sigma}} \left(R^{1-\hat{\sigma}} - \left(\frac{W}{\gamma(N)} \right)^{1-\hat{\sigma}} \right) + L \left(\frac{W}{C} - \nu'(L) \right) \frac{\tilde{\varepsilon}_L}{\hat{\sigma} + \tilde{\varepsilon}_L} \Lambda_N \right] > 0.$$

The first part of the proposition shows that both types of technological improvements increase welfare when the labor market has no frictions. In this case, automation increases productivity by substituting cheaper capital for human labor, and this leads to less work for workers, but since they were previously choosing labor supply optimally, a small reduction in employment does not have a first-order impact on welfare, and overall welfare increases. The implications of the creation of new tasks are similar.

The situation is quite different in the presence of labor market frictions, however, as shown in the second part. Automation again increases productivity and reduces employment. But now, because workers are constrained in their labor supply choices, the lower employment that results from automation has a first-order negative effect on their welfare. Consequently, automation can reduce welfare if the productivity gains, captured by the first term, are not sufficiently large to compensate for the second, negative term. Interestingly, in this case new tasks increase welfare even more than before, because they not only raise productivity but also expand employment, and by the same logic, the increase in labor supply has a welfare benefit for the workers (since they were previously constrained in their employment).

An important implication of this analysis emphasized further in online Appendix B is that when labor market frictions are present and the direction of technological change is endogenized, there will be a force toward excessive automation. In particular, in this case, assuming that labor market frictions also constrain the social planner's choices, the decentralized equilibrium involves too much effort being devoted to improving automation relative to what she would like, because the social planner recognizes that additional automation has a negative effect through employment.

V. Conclusion

As automation, robotics, and AI technologies are advancing rapidly, concerns that new technologies will render labor redundant have intensified. This paper develops a comprehensive framework in which these forces can be analyzed and contrasted. At the center of our model is a task-based framework. Automation is modeled as the (endogenous) expansion of the set of tasks that can be performed by capital, replacing labor in tasks that it previously produced. The main new feature of our framework is that, in addition to automation, there is another type of technological change complementing labor. In our model, this takes the form of the introduction of new, more complex versions of existing tasks, and it is assumed that

labor has a comparative advantage in these new tasks. We characterize the structure of equilibrium in such a model, showing how, given factor prices, the allocation of tasks between capital and labor is determined both by available technology and the endogenous choices of firms between producing with capital or labor.

One attractive feature of task-based models is that they highlight the link between factor prices and the range of tasks allocated to factors: when the equilibrium range of tasks allocated to capital increases (for example, as a result of automation), the wage relative to the rental rate and the labor share decline, and the equilibrium wage rate may also fall. Conversely, as the equilibrium range of tasks allocated to labor increases, the opposite result obtains. In our model, because the supply of labor is elastic, automation also tends to reduce employment, while the creation of new tasks increases employment. These results highlight that, while both types of technological changes undergird economic growth, they have very different implications for the factor distribution of income and employment.

Our full model endogenizes the direction of research toward automation and the creation of new tasks. If in the long run capital is very cheap relative to labor, automation technologies will advance rapidly and labor will become redundant. However, when the long-run rental rate of capital is not so low relative to labor, our framework generates a BGP in which both types of innovation go hand-in-hand. Moreover in this case, under reasonable assumptions, the dynamic equilibrium is unique and converges to the BGP. Underpinning this stability result is the impact of relative factor prices on the direction of technological change. The task-based framework, differently from the standard models of directed technological change based on factor-augmenting technologies, implies that as a factor becomes cheaper, this not only influences the range of tasks allocated to it, but also generates incentives for the introduction of technologies that allow firms to utilize this factor more intensively. These economic incentives then imply that by reducing the effective cost of labor in the least complex tasks, automation discourages further automation and generates a self-correcting force toward stability.

We show in addition that, though market forces ensure the stability of the BGP, they do not necessarily generate the efficient composition of technology. If the elastic labor supply relationship results from rents (so that there is a wedge between the wage and the opportunity cost of labor), there is an important new distortion: because firms make automation decisions according to the wage rate, not the lower opportunity cost of labor, there is a natural bias toward excessive automation.

Several commentators are further concerned about the inequality implications of automation and related new technologies. We study this question by extending our model so that high-skill labor has a comparative advantage in new tasks relative to low-skill labor. In this case, both automation (which squeezes out tasks previously performed by low-skill labor) and the creation of new tasks (which directly benefits high-skill labor) increase inequality. Nevertheless, the long-term implications of the creation of new tasks could be very different, because they are later standardized and used by low-skill labor. If this standardization effect is sufficiently powerful, there exists a BGP in which not only the factor distribution of income (between capital and labor) but also inequality between the two skill types stays constant.

We consider our paper to be a first step toward a systematic investigation of different types of technological changes that impact capital and labor differentially. Several

areas of research appear fruitful based on this first step. First, our model imposes that it is always the tasks at the bottom that are automated; in reality, it may be those in the middle (e.g., Acemoglu and Autor 2001). Incorporating the possibility of such “middling tasks” being automated is an important generalization, though ensuring a pattern of productivity growth consistent with balanced growth in this case is more challenging. Second, there may be technological barriers to the automation of certain tasks and the creation of new tasks across industries (e.g., Polanyi 1976; Autor, Levy, and Murnane 2003). An interesting step is to construct realistic models in which the sectoral composition of tasks performed by capital and labor as well as technology evolves endogenously and is subject to industry-level technological constraints (e.g., on the feasibility or speed of automation). Third, in this paper we have focused on the creation of new labor-intensive tasks as the type of technological change that complements labor and plays a countervailing role against automation. Another interesting area is to theoretically and empirically investigate different types of technologies that may complement labor. Fourth, our analysis of the creation of new tasks and standardization abstracted from the need for workers to acquire new skills to work in such tasks. In practice, the acquisition of new skills may need to go hand-in-hand with workers shifting to newer tasks, and the inability of the educational system to adapt to the requirements of these new tasks could become a bottleneck and prevent the rebound in the demand for labor following a wave of automation. Finally, and perhaps most important, our model highlights the need for additional empirical evidence on how automation impacts employment and wages (which we investigate in Acemoglu and Restrepo 2017a) and how the incentives for automation and the creation of new tasks respond to policies, factor prices, and supplies (some aspects of which are studied in Acemoglu and Restrepo 2018b).

APPENDIX A: PROOFS

A. General Model

The analysis in the text was carried out under Assumption 2, which imposed $\eta \rightarrow 0$ or $\zeta = 1$, and significantly simplified some of the key expressions. Throughout the Appendix, we relax Assumption 2 and replace it with the following.

ASSUMPTION 2': *One of the following three conditions holds: (i) $\eta \rightarrow 0$; (ii) $\zeta = 1$; or (iii)*

$$(A1) \quad |\sigma - \zeta| < \left(\frac{\gamma(N-1)}{\gamma(N)} \right)^{\max\{1, \sigma\}} \frac{1}{\left(\frac{\gamma(N)}{\gamma(N-1)} \right)^{|1-\zeta|} - 1}.$$

All of our qualitative results remain true and will be proved under this more general assumption. Intuitively, the conditions in Assumption 2 ensured homotheticity (see footnote 12). Assumption 2', on the other hand, requires that the departure from homotheticity is small relative to the inverse of the productivity gains from new tasks (where $\gamma(N)/\gamma(N-1)$ measures these productivity gains).

Task prices in this more general case are given by

(A2) $p(i) =$

$$\begin{cases} c^u\left(\min\left\{R, \frac{W}{\gamma(i)}\right\}\right) = \left[\eta\psi^{1-\zeta} + (1-\eta)\min\left\{R, \frac{W}{\gamma(i)}\right\}^{1-\zeta}\right]^{\frac{1}{1-\zeta}} & \text{if } i \leq I \\ c^u\left(\frac{W}{\gamma(i)}\right) = \left[\eta\psi^{1-\zeta} + (1-\eta)\left(\frac{W}{\gamma(i)}\right)^{1-\zeta}\right]^{\frac{1}{1-\zeta}} & \text{if } i > I \end{cases} .$$

Here $c^u(\cdot)$ is the unit cost of production for task i , derived from the task production functions, (2) and (3). Naturally, this equation simplifies to (5) under Assumption 2.

From equations (5) and (7), equilibrium levels of task production are

$$y(i) = \begin{cases} B^{\hat{\sigma}-1} Y c^u\left(\min\left\{R, \frac{W}{\gamma(i)}\right\}\right)^{-\sigma} & \text{if } i \leq I \\ B^{\hat{\sigma}-1} Y c^u\left(\frac{W}{\gamma(i)}\right)^{-\sigma} & \text{if } i > I \end{cases} .$$

Combining this with equations (2) and (3), we obtain the task-level demands for capital and labor as

$$k(i) = \begin{cases} B^{\hat{\sigma}-1} (1-\eta) Y c^u(R)^{\zeta-\sigma} R^{-\zeta} & \text{if } i \leq I^* \\ 0 & \text{if } i > I^* \end{cases}$$

and

$$l(i) = \begin{cases} 0 & \text{if } i \leq I^* \\ B^{\hat{\sigma}-1} (1-\eta) Y \gamma(i)^{\zeta-1} c^u\left(\frac{W}{\gamma(i)}\right)^{\zeta-\sigma} W^{-\zeta} & \text{if } i > I^* . \end{cases}$$

Aggregating the preceding two equations across tasks, we obtain the following capital and labor market-clearing equations,

(A3) $B^{\hat{\sigma}-1} (1-\eta) Y (I^* - N + 1) c^u(R)^{\zeta-\sigma} R^{-\zeta} = K,$

and

(A4) $B^{\hat{\sigma}-1} (1-\eta) Y \int_{I^*}^N \gamma(i)^{\zeta-1} c^u\left(\frac{W}{\gamma(i)}\right)^{\zeta-\sigma} W^{-\zeta} di = L^s \left(\frac{W}{RK}\right).$

Finally, from the choice of aggregate output as the numéraire, we obtain a generalized version of the ideal price condition,

(A5) $(I^* - N + 1) c^u(R)^{1-\sigma} + \int_{I^*}^N c^u\left(\frac{W}{\gamma(i)}\right)^{1-\sigma} di = B^{1-\hat{\sigma}},$

which again simplifies to the ideal price index condition in the text, (10), under Assumption 2.

B. Proofs from Section II

PROOF OF PROPOSITION 1:

We prove Proposition 1 under the more general Assumption 2'.

To prove the existence and uniqueness of the equilibrium, we proceed in three steps. First, we show that I^* , N , and K determine unique equilibrium values for R , W , and Y , thus allowing us to define the function $\omega(I^*, N, K)$ representing the relative demand for labor, which was introduced in the text. Second, we prove a lemma which ensures that $\omega(I^*, N, K)$ is decreasing in I^* (and increasing in N). Third, we show that $\min\{I, \tilde{I}\}$ is nondecreasing in ω and conclude that there is a unique pair $\{\omega^*, I^*\}$ such that $I^* = \min\{I, \tilde{I}\}$ and $\omega^* = \omega(I^*, N, K)$. This pair uniquely determines the equilibrium relative factor prices and the range of tasks that get effectively automated.

Step 1: Consider I^* , N , and K such that $I^* \in (N - 1, N)$. Then, R , W , and Y satisfy the system of equations given by capital and labor market-clearing, equations (A3) and (A4), and the ideal price index, equation (A5).

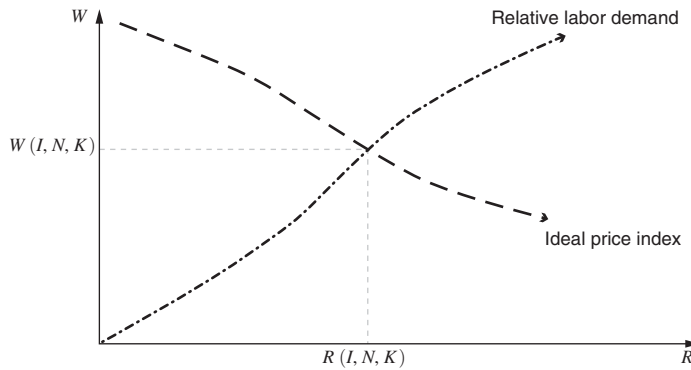
Taking the ratio of (A3) and (A4), we obtain

$$(A6) \quad \frac{\int_{I^*}^N \gamma(i)^{\zeta-1} c^u \left(\frac{W}{\gamma(i)} \right)^{\zeta-\sigma} W^{-\zeta} di}{L^s \left(\frac{W}{RK} \right) (I^* - N + 1) c^u(R)^{\zeta-\sigma} R^{-\zeta}} = \frac{1}{K}.$$

In view of the fact that L^s is increasing and the function $c^u(x)^{\zeta-\sigma} x^{-\zeta}$ is decreasing in x (as it can be verified directly by differentiation), it follows that the left-hand side is decreasing in W and increasing in R . Therefore, (A6) defines an upward-sloping relationship between W and R , which we refer to as the relative demand curve (because it traces the combinations of wage and rental rate consistent with the demand for labor relative to capital being equal to the supply of labor divided by the capital stock).

On the other hand, inspection of equation (A5) readily shows that this equation gives a downward-sloping locus between R and W as shown in Figure A1, which we refer to as the ideal price curve.

The unique intersection of the relative demand and ideal price curves determines the equilibrium factor prices for given I^* , N , and K . Because the relative demand curve is upward-sloping and the ideal price index curve is downward-sloping, there can be at most one intersection. To prove that there always exists an intersection, observe that $\lim_{x \rightarrow 0} c^u(x)^{\zeta-\sigma} x^{-\zeta} = \infty$, and that $\lim_{x \rightarrow \infty} c^u(x)^{\zeta-\sigma} x^{-\zeta} = 0$. These observations imply that as $W \rightarrow 0$, the numerator of (A6) limits to infinity, and so must the denominator, i.e., $R \rightarrow 0$. This proves that the relative demand curve starts from the origin. Similarly, as $W \rightarrow \infty$, the numerator of (A6) limits to zero, and so must the denominator (i.e., $R \rightarrow \infty$). This then implies that the relative demand curve goes to infinity as $R \rightarrow \infty$. Thus, the upward-sloping relative demand curve necessarily starts below and ends above the ideal price curve, which ensures that there always exists an intersection between these curves. The unique

FIGURE A1. CONSTRUCTION OF THE FUNCTION $\omega(I^*, N, K)$

intersection defines the equilibrium values of W and R , and therefore the function $\omega(I^*, N, K) = \frac{W}{RK}$.

Step 2: This step follows directly from the following lemma, which we prove in online Appendix B.

LEMMA A1: *Suppose that Assumption 2' holds, $K < \bar{K}$ and $I^* \leq \tilde{I}$. Then $\omega(I^*, N, K)$ is decreasing in I^* and is increasing in N .*

Although the general proof for this lemma is long (and thus relegated to online Appendix B), the lemma is trivial under Assumption 2. In that case, equation (A6) yields

$$\omega(I^*, N, K)^{\hat{\sigma}} L^s(\omega(I^*, N, K)) = \frac{\int_{I^*}^N \gamma(i)^{\hat{\sigma}-1} di}{I^* - N + 1} K^{1-\hat{\sigma}}.$$

Taking logs, we obtain equation (13) in the main text, which implies that $\omega(I^*, N, K)$ is increasing in N and decreasing in I^* .

Step 3: We now show that $I^* = \min\{I, \tilde{I}\}$ is uniquely defined. Because $\gamma(\tilde{I}) = \omega K$, we have that $I^* = \min\{I, \tilde{I}\}$ is increasing in ω and has a vertical asymptote at I .

Consider the pair of equations $\omega = \omega(I^*, N, K)$ and $I^* = \min\{I, \tilde{I}\}$ plotted in Figure 3. Because $\omega = \omega(I^*, N, K)$ is decreasing in I^* for $I^* \leq \tilde{I}$ and $I^* = \min\{I, \tilde{I}\}$ is increasing in ω , there exists at most a unique (ω, I^*) satisfying these two equations (or a unique intersection in the figure).

To prove existence, we again verify the appropriate boundary conditions. Suppose that $I^* \rightarrow N-1$. Then from (A3), $R \rightarrow 0$, while $W > 0$, and thus $\omega \rightarrow \infty$. This ensures that the curve $\omega(I^*, N, K)$ starts above $I^* = \min\{I, \tilde{I}\}$ in Figure 3. Since $I^* = \min\{I, \tilde{I}\}$ has a vertical asymptote at $I < N$, the two curves must intersect. This observation completes the proof of the existence and uniqueness of the equilibrium.

When Assumption 2 holds we can explicitly solve for aggregate output. In this case, the market-clearing conditions, (8) and (9), become

$$R = \left(B^{\hat{\sigma}-1} (1 - \eta) (I^* - N + 1) \frac{Y}{K} \right)^{\frac{1}{\hat{\sigma}}}, \quad W = \left(B^{\hat{\sigma}-1} (1 - \eta) \int_{I^*}^N \gamma(i)^{\hat{\sigma}-1} di \frac{Y}{L} \right)^{\frac{1}{\hat{\sigma}}},$$

which combined with (10) yields (12), completing the proof of Proposition 1. ■

C. Proofs from Section III

LEMMA A2 (Derivation of Figure 4): *Suppose that Assumptions 1' and 2' hold. Consider a path of technology where $n(t) \rightarrow n$ and $g(t) \rightarrow g$, consumption grows at the rate g and the Euler equation (17) holds. Then, there exist $\rho_{\min} < \bar{\rho} < \rho_{\max}$ such that:*

- (i) *If $\rho \in [\rho_{\min}, \bar{\rho}]$, there is a decreasing function $\tilde{n}(\rho) : [\rho_{\min}, \bar{\rho}] \rightarrow (0, 1]$ such that for all $n > \tilde{n}(\rho)$ we have $w_I(n) > \rho + \delta + \theta g > w_N(n)$ and $\rho + \delta + \theta g = w_N(\tilde{n}(\rho))$. Moreover, $\tilde{n}(\rho_{\min}) = 1$ and $\tilde{n}(\bar{\rho}) = 0$.*
- (ii) *If $\rho \in [\bar{\rho}, \rho_{\max}]$, there is an increasing function $\bar{n}(\rho) : [\bar{\rho}, \rho_{\max}] \rightarrow (0, 1]$ such that for all $n > \bar{n}(\rho)$, we have $w_I(n) > \rho + \delta + \theta g > w_N(n)$ and $\rho + \delta + \theta g = w_I(\bar{n}(\rho))$. Moreover, $\bar{n}(\rho_{\max}) = 1$ and $\bar{n}(\bar{\rho}) = 0$.*
- (iii) *If $\rho > \rho_{\max}$, for all $n \in [0, 1]$ we have $\rho + \delta + \theta g > w_I(n) \geq w_N(n)$, which implies that automation is not profitable for any $n \in [0, 1]$.*
- (iv) *If $\rho < \rho_{\min}$, for all $n \in [0, 1]$ we have $w_I(n) \geq w_N(n) > \rho + \delta + \theta g$, which implies that new tasks do not increase aggregate output and will not be adopted for any $n \in [0, 1]$.*

PROOF:

Because consumption grows at the rate g and the Euler equation (17) holds, we have

$$R(t) = \rho + \delta + \theta g.$$

The effective wages $w_I(n)$ and $w_N(n)$ are then determined by the generalized ideal price index condition, (A5), as

$$\begin{aligned} \text{(A7)} \quad B^{1-\hat{\sigma}} &= (1-n)c^u(\rho + \delta + \theta g)^{1-\sigma} + \int_0^n c^u \left(\frac{w_I(n)}{\gamma(i)} \right)^{1-\sigma} di \\ &= (1-n)c^u(\rho + \delta + \theta g)^{1-\sigma} + \int_0^n c^u(\gamma(i)w_N(n))^{1-\sigma} di. \end{aligned}$$

Differentiating these expressions, we obtain

$$\begin{aligned}
 \text{(A8)} \quad \frac{w_I'(n)}{w_I(n)} &= \frac{1}{1-\sigma} (c^u(\rho + \delta + \theta g)^{1-\sigma} - c^u(w_N(n))^{1-\sigma}) \\
 &\quad \times \frac{1}{\int_0^n c^{u'}(w_N(n)\gamma(i)) c^u(w_N(n)\gamma(i))^{-\sigma} w_N(n)\gamma(i) di}, \\
 \frac{w_N'(n)}{w_N(n)} &= \frac{1}{1-\sigma} (c^u(\rho + \delta + \theta g)^{1-\sigma} - c^u(w_I(n))^{1-\sigma}) \\
 &\quad \times \frac{1}{\int_0^n c^{u'}(w_N(n)\gamma(i)) c^u(w_N(n)\gamma(i))^{-\sigma} w_N(n)\gamma(i) di}.
 \end{aligned}$$

To prove part (i), define ρ_{\min} as

$$\rho_{\min} + \delta + \theta g = w_N(1),$$

and define $\bar{\rho} > \rho_{\min}$ as

$$c^u(\bar{\rho} + \delta + \theta g)^{1-\sigma} = B^{1-\hat{\sigma}}.$$

(When Assumption 2 holds, we get $\bar{\rho} = B - \delta - \theta g$, as claimed in the main text.)

To show that $\bar{\rho} > \rho_{\min}$, note that

$$\begin{aligned}
 \frac{1}{1-\sigma} c^u(\rho_{\min} + \delta + \theta g)^{1-\sigma} &= \frac{1}{1-\sigma} \int_0^1 c^u(\rho_{\min} + \delta + \theta g)^{1-\sigma} di \\
 &= \frac{1}{1-\sigma} \int_0^1 c^u(w_N(1))^{1-\sigma} di \\
 &< \frac{1}{1-\sigma} \int_0^1 c^u(w_N(1)\gamma(i))^{1-\sigma} di \\
 &= \frac{1}{1-\sigma} B^{1-\hat{\sigma}} \\
 &= \frac{1}{1-\sigma} c^u(\bar{\rho} + \delta + \theta g)^{1-\sigma}.
 \end{aligned}$$

Because the function $\frac{1}{1-\sigma} c^u(x)^{1-\sigma}$ is increasing, we have $\bar{\rho} > \rho_{\min}$.

Using the generalized ideal price index condition, (A5), we define $\tilde{n}(\rho)$ implicitly as

$$B^{1-\hat{\sigma}} = (1 - \tilde{n}(\rho)) c^u(\rho + \delta + \theta g)^{1-\sigma} + \int_0^{\tilde{n}(\rho)} c^u(\gamma(i)(\rho + \delta + \theta g))^{1-\sigma} di.$$

Differentiating this expression with respect to ρ shows that $\tilde{n}(\rho)$ is decreasing. Moreover, $\tilde{n}(\rho_{\min}) = 1$ and $\tilde{n}(\bar{\rho}) = 0$, so $\tilde{n}(\cdot)$ is well defined for $\rho \in [\rho_{\min}, \bar{\rho}]$.

For $n = \tilde{n}(\rho)$, we have $w_I(\tilde{n}(\rho)) > \rho + \delta + \theta g = w_N(\tilde{n}(\rho))$. Thus, the formulas for $w'_I(n)$ and $w'_N(n)$ show that, for $\rho \in [\rho_{\min}, \bar{\rho}]$ and starting at $\tilde{n}(\rho)$, the curve $w_N(n)$ is decreasing in n and the curve $w_I(n)$ is increasing in n . Thus, for all $n > \tilde{n}(\rho)$, we have

$$w_I(n) > w_I(\tilde{n}(\rho)) > \rho + \delta + \theta g = w_N(\tilde{n}(\rho)) > w_N(n),$$

as claimed. On the other hand, for all $n < \tilde{n}(\rho)$, we have $w_N(n) > \rho + \delta + \theta g$.

To prove part (ii), define $\rho_{\max} > \bar{\rho}$ as

$$\rho_{\max} + \delta + \theta g = w_I(1).$$

To show that $\bar{\rho} < \rho_{\max}$, a similar argument establishes

$$\begin{aligned} \frac{1}{1-\sigma} c^u(\rho_{\max} + \delta + \theta g)^{1-\sigma} &= \frac{1}{1-\sigma} \int_0^1 c^u(\rho_{\max} + \delta + \theta g)^{1-\sigma} di \\ &> \frac{1}{1-\sigma} \int_0^1 c^u(w_I(1)/\gamma(i))^{1-\sigma} di \\ &= \frac{1}{1-\sigma} c^u(\bar{\rho} + \delta + \theta g)^{1-\sigma}. \end{aligned}$$

Because the function $\frac{1}{1-\sigma} c^u(x)^{1-\sigma}$ is increasing, we have $\bar{\rho} < \rho_{\max}$.

Using (A7), we define the function $\bar{n}(\rho)$ implicitly as

$$B^{1-\hat{\sigma}} = (1 - \bar{n}(\rho)) c^u(\rho + \delta + \theta g)^{1-\sigma} + \int_0^{\bar{n}(\rho)} c^u((\rho + \delta + \theta g)/\gamma(i))^{1-\sigma} di.$$

Differentiating this expression with respect to ρ shows that $\bar{n}(\rho)$ is increasing in ρ on $[\bar{\rho}, \rho_{\max}]$. Moreover, $\bar{n}(\rho_{\max}) = 1$ and $\bar{n}(\bar{\rho}) = 0$, so $\bar{n}(\cdot)$ is well defined for all $\rho \geq \bar{\rho}$.

For $n = \bar{n}(\rho)$, we have $w_I(\bar{n}(\rho)) = \rho + \delta + \theta g > w_N(\bar{n}(\rho))$. Thus, the formulas for $w'_I(n)$ and $w'_N(n)$ show that, for $\rho \in [\bar{\rho}, \rho_{\max}]$ and starting at $\bar{n}(\rho)$, $w_N(n)$ is decreasing in n and $w_I(n)$ is increasing in n . Thus, for all $n > \bar{n}(\rho)$, we have

$$w_I(n) > w_I(\bar{n}(\rho)) = \rho + \delta + \theta g > w_N(\bar{n}(\rho)) > w_N(n),$$

as claimed. On the other hand, for all $n < \bar{n}(\rho)$, we have $w_I(n) < \rho + \delta + \theta g$. In this region we have $n^* = \bar{n}(\rho) > n$, and not all automated tasks are produced with capital.

To prove part (iii), note that for $\rho > \rho_{\max}$, we have

$$\rho + \delta + \theta g > w_I(1) > w_N(1).$$

The expressions for $w_I'(n)$ and $w_N'(n)$ show that in this region, as n decreases, so does $w_I(n)$. Thus, $\rho + \delta + \theta g > w_I(n) > w_N(n)$, and for all these values we have $n^* = 1$, and no task will be produced with capital.

To prove part (iv), note that for $\rho < \rho_{\min}$, we have

$$\rho + \delta + \theta g < w_N(1) < w_I(1).$$

The expressions for $w_I'(n)$ and $w_N'(N)$ show that, in this region, as n decreases, both $w_I(n)$, $w_N(n)$ increase. Thus, $\rho + \delta + \theta g < w_N(n) < w_I(n)$ and for these values of ρ , new tasks do not raise aggregate output. ■

PROOF OF PROPOSITION 4:

We prove this proposition under the more general Assumption 2'.

We start by deriving necessary conditions on $N(t)$ and $I(t)$ such that the economy admits a BGP, and then show that these are also sufficient for establishing the existence of a unique and globally stable BGP.

The capital market-clearing condition implies that

$$c^u (R(t))^{\sigma-\zeta} R(t)^\zeta \frac{K(t)}{Y(t)} = B^{\hat{\sigma}-1} (1-\eta) (1-n^*(t)).$$

Because in BGP the rental rate of capital, $R(t)$, and the capital to aggregate output ratio, $K(t)/Y(t)$, are constant, we must have $n^*(t) = n$, or in other words, labor and capital must perform constant shares of tasks.

Lemma A2 shows that we have four possibilities corresponding to the four cases in Proposition 4, each of which we now discuss in turn.

- (i) **All Tasks Are Automated:** $n^*(t) = n = 0$. Because in this case capital performs all tasks, Lemma A2 implies that we must have $\rho < \bar{\rho}$ and $I(t) = N(t)$. In this part of the parameter space, net output is given by $A_K K$, and the economy grows at the rate $\frac{A_K - \delta - \rho}{\theta}$. The transversality condition, (19), is satisfied if and only if $A_K - \delta > \frac{A_K - \delta - \rho}{\theta}$ —or $r > g$. Moreover, positive growth imposes $A_K > \delta + \rho$. The generalized ideal price index condition, equation (A5), then implies that $R = c^{u-1} \left(B^{\frac{1-\hat{\sigma}}{1-\sigma}} \right)$, and thus $A_K = c^{u-1} \left(B^{\frac{1-\hat{\sigma}}{1-\sigma}} \right)$. Under Assumption 2, this last expression further simplifies to $A_K = B$ as claimed in the text.

We now show that these necessary conditions are sufficient to generate balanced growth. Suppose $\rho < \bar{\rho}$ and $I(t) = N(t)$ so that $n^*(t) = 0$. Because all tasks are produced with capital, we also have $F_L = 0$, and thus the representative household supplies zero labor. Consequently, the dynamic equilibrium can be characterized as the solution to the system of differential equations

$$\begin{aligned} \frac{\dot{C}(t)}{C(t)} &= \frac{1}{\theta} (A_K - \delta - \rho), \\ \dot{K}(t) &= (A_K - \delta) K(t) - C(t) e^{\nu(0) \frac{\theta-1}{\theta}}, \end{aligned}$$

together with the initial condition, $K(0) > 0$ and the transversality condition, (19). We next show that there is a unique solution to the system, and this solution converges to the full automation BGP described in the proposition.

Define $\tilde{c} = C/K$. The behavior of \tilde{c} is governed by the differential equation,

$$\frac{\dot{\tilde{c}}(t)}{\tilde{c}(t)} = \frac{1}{\theta}(A_K - \delta - \rho) - (A_K - \delta) + \tilde{c}(t)e^{\nu(0)\frac{\theta-1}{\theta}}.$$

This differential equation has a stable rest point at zero and an unstable rest point at $c_B = \left(A_k - \delta - \frac{1}{\theta}(A_K - \delta - \rho)\right) e^{\nu(0)\frac{1-\theta}{\theta}} > 0$. There are therefore three possible equilibrium paths for $\tilde{c}(t)$: (i) it immediately jumps to c_B and stays there; (ii) it starts at $[0, c_B)$ and converges to zero; (iii) it starts at (c_B, ∞) and diverges. The second and third possibilities violate, respectively, the transversality condition (19) (because the capital stock would grow at the rate $A_k - \delta$, implying $r = g$), and the resource constraint (when $\tilde{c}(t) = \infty$). The first possibility, on the other hand, satisfies the transversality condition (since asymptotically it involves $r > g$), and yields an equilibrium path. In this path the economy converges to a unique BGP in which $C(t)$ and $K(t)$ grow at a constant rate $\frac{A_K - \delta - \rho}{\theta}$, thus also establishing uniqueness and global stability.

- (ii) **Interior Equilibrium in which Automated Tasks Are Immediately Produced with Capital:** $n^*(t) = n(t) = n \in (0, 1)$. Because capital performs all automated tasks, Lemma A2 implies that $n > \max\{\bar{n}(\rho), \tilde{n}(\rho)\}$ and $\dot{N}(t) = \dot{I}(t)$. Moreover, because in this candidate BGP $R(t)$ is constant, the general form of the generalized ideal price index condition, (A5), implies that $W(t)/\gamma(I(t))$ must be constant too, and this is only possible if $\dot{I}(t) = \Delta$. Consequently, the growth rate of aggregate output is $A\Delta$. Finally, the transversality condition, (19), is satisfied given the condition $\rho + (\theta - 1)A\Delta > 0$ in this part of the proposition. Lemma A2 then verifies that $n^*(t) = n > \bar{n}(\rho)$. Substituting the market-clearing conditions for capital and labor, (A3) and (A4), into (1), (2), and (3) and then subtracting the costs of intermediates, we obtain net output as $F(k, L; n)$. (When Assumption 2 holds, $F(k, L; n)$ is given by the CES aggregate in equation (16)). $F(k, L; n)$ exhibits constant returns to scale, and because factor markets are competitive, we also have $R(t) = F_K(k(t), L(t); n)$ and $w(t) = F_L(k(t), L(t); n)$.

To establish uniqueness, let w_B denote the BGP value of the wage rate, k_B the BGP value of the normalized capital stock, c_B the BGP value of normalized consumption, L_B the BGP value of employment, and R_B the BGP value of the rental rate of capital. These variables are, by definition, all constant. Then, the Euler equation, (17), implies $R_B = \rho + \delta + \theta g$, and because $R_B = F_K(k_B, L_B; n)$, we must also have $k_B/L_B = \phi$, where ϕ is the unique solution to

$$F_K(\phi, 1; n) = \rho + \delta + \theta g.$$

Lemma B1 in online Appendix B shows that, for $n > \max\{\bar{n}(\rho), \tilde{n}(\rho)\}$, $F(\phi, 1; n)$ satisfies the following Inada conditions,

$$\lim_{\phi \rightarrow 0} F_K(\phi, 1; n) > \rho + \delta + \theta g, \quad \lim_{\phi \rightarrow \infty} F_K(\phi, 1; n) < \rho + \delta + \theta g,$$

which ensure that ϕ is well defined. Combining the labor supply condition, (18), with the resource constraint, (20), we obtain $(F(\phi, 1; n) - (\delta + g)\phi)L_B = \frac{F_L(\phi, 1)}{\nu'(L_B)}$. The left-hand side of this equation is linear and increasing in L (the concavity of F in k implies that $F(\phi, 1; n) > \phi F_K(\phi, 1; n) > (\delta + g)\phi$), while the right-hand side is decreasing in L . This ensures that there exists a unique value $L_B > 0$ that satisfies this equation, and also pins down the value of the normalized capital stock as $k_B = \phi L_B$. Finally, c_B is uniquely determined from the resource constraint, (20), as

$$c_B = (F(\phi, 1; n) - (\delta + g)\phi)L_B e^{\nu(L_B)\frac{1-\theta}{\theta}}.$$

Note also that there cannot be any BGP with $L_B = 0$, since this would imply $c_B = 0$ from the resource constraint, (20). But then we would have $\nu'(0) e^{\frac{\theta-1}{\theta}\nu(0)} < \frac{F_L(\phi, 1; n)}{c_B}$, which contradicts the labor supply optimality condition, (18). Hence, the only possible BGP is one in which $k(t) = k_B$, $c(t) = c_B$, and $L(t) = L_B > 0$. Moreover, in view of the fact that $\rho + (\theta - 1)A\Delta > 0$, this candidate BGP satisfies the transversality condition (19), and is indeed the unique BGP. The proof of the global stability of this unique BGP is similar to the analysis of global stability of the neoclassical growth model with endogenous labor supply, and for completeness, we provide the details in online Appendix B.

- (iii) **Interior Equilibrium in which Automated Tasks Are Eventually but Not Immediately Produced with Capital:** $n^*(t) = \bar{n}(\rho) > n(t)$. Because capital does not immediately perform all automated tasks, Lemma A2 implies that $n(t) < \bar{n}(\rho)$ and $\rho > \bar{\rho}$. Moreover, because $R(t)$ is constant, the ideal price index condition, (A5), implies that $W(t)/\gamma(I^*(t))$ must be constant too. Thus, to generate constant growth of wages we must have $\dot{I}^*(t) = \Delta \leq I(t)$, so that the growth rate of the economy is given by $A\Delta$. Because $n^*(t) = \bar{n}(\rho)$, this also implies that $\dot{N}(t) = \Delta$. Finally, the transversality condition, (19), is satisfied in view of the fact that this part of the proposition imposes $\rho + (\theta - 1)A\Delta > 0$. The uniqueness and global stability of the BGP follow from an identical arguments to part (ii), with the only modification that $\bar{n}(\rho)$ plays the role of n in the preceding proof.
- (iv) **All Tasks Are Always Produced with Labor:** $n^*(t) = 1$. Because labor performs all tasks, Lemma A2 now implies $\rho > \rho_{\max}$ and $n(t) \geq 1$, while the ideal price index condition, (A5), imposes that $W(t)/\gamma(N(t))$ must be constant. Thus, to generate a constant wage, aggregate output and capital growth, we must have $\dot{N}(t) = \Delta$, with $\rho + (\theta - 1)\Delta > 0$ (where the last condition again ensures transversality). To show sufficiency of these conditions

for balanced growth, let w_B denote the BGP value of the normalized wage, which is defined by

$$\int_0^1 c^u (w_B/\gamma(i))^{1-\sigma} = B^{1-\delta}.$$

Consequently, net output is given by $F(k, L; n) = w_B \gamma(N(t) - 1)L(t)$, and thus depends linearly on labor and is independent of capital. This implies $K(t) = 0$ and $C(t) = w_B \gamma(N(t) - 1)L(t)$. The representative household's labor supply condition, (18), implies that in this BGP

$$\nu'(L(t)) = \frac{w_B \gamma(N(t) - 1)}{C(t)} = \frac{1}{L(t)},$$

which uniquely defines a BGP employment level L_B . Because this allocation also satisfies the transversality condition (in view of the fact that $\rho + (\theta - 1)A\Delta > 0$), it defines a unique BGP. Its global stability follows by noting that starting with any positive capital stock, $K(0) > 0$ the representative household chooses zero investment and converges to this path. ■

D. Proofs from Section IV

All of the results in this section apply and will be proven under Assumption 2'.

LEMMA A3 (Asymptotic Behavior of the Normalized Value Functions): *Suppose that Assumptions 1', 2', and 4 hold. Let $g = A \frac{\kappa_I \kappa_N}{\kappa_I + \kappa_N} S$ denote the growth rate of the economy in a BGP. Then there exists a threshold \tilde{S} such that for $S < \tilde{S}$, we have $\rho + (\theta - 1)g > 0$, and:*

- If $n \geq \max\{\bar{n}, \tilde{n}\}$, both $v_N(n)$ and $v_I(n)$ are positive and increasing in n ;
- If $n \leq \bar{n}(\rho)$ (and $\rho > \bar{\rho}$), we have $\kappa_N v_N(n) > \kappa_I v_I(n) = \mathcal{O}(g)$ (meaning that it goes to 0 as $g \rightarrow 0$);
- If $n < \tilde{n}(\rho)$ (and $\rho < \bar{\rho}$), we have $\kappa_I v_I(n) > 0 > \kappa_N v_N(n)$. Moreover, in this region, $v_I(n)$ is decreasing and $v_N(n)$ is increasing in n .

PROOF:

See online Appendix B.

PROOF OF PROPOSITION 6:

We first show that all the scenarios described in the proposition are BGPs with endogenous technology. We then turn to analyzing the stability of interior BGPs.

Part 1: Characterization of the BGPs with Endogenous Technology: Suppose that $S < \tilde{S}$ so that Lemma A3 applies. We consider the two cases described in the proposition separately.

- (i) $\rho < \bar{\rho}$: Suppose that $n < \tilde{n}(\rho)$. As depicted in panel A of Figure 8 and shown in Lemma A3, in this region $v_I(n)$ is positive and decreasing in n , and

$v_N(n)$ is negative and increasing in n . Thus, the only possible BGP in this region must be one with $n(t) = 0$. No interior BGP exists with $n \in (0, \tilde{n}(\rho))$. Proposition 4 shows that for $\rho < \bar{\rho}$, a path for technology with $n(t) = 0$ yields balanced growth. Moreover, along this path all tasks are produced with capital, which implies that $V_I(t) = V_N(t) = 0$. Thus, a path for technology in which $n(t) = 0$ is consistent with the equilibrium allocation of scientists. The resulting BGP is an equilibrium with endogenous technology.

- (ii) $\rho > \bar{\rho}$: Suppose $n(t) \leq \bar{n}(\rho)$. Then, we have $n^*(t) = \bar{n}(\rho)$ and therefore $v_N(n) = v_N(\bar{n}(\rho))$ and $v_I(n) = v_I(\bar{n}(\rho))$. Moreover, Lemma A3 implies that $\kappa_N v_N(\bar{n}(\rho)) > \kappa_I v_I(\bar{n}(\rho))$ and $v_I(\bar{n}(\rho)) = \mathcal{O}(g)$ with g small (again because $S < \hat{S}$). Therefore, in this region this region we always have that all scientists will be employed to create new tasks, and thus $\dot{n} > 0$ (and is uniformly bounded away from zero). But this contradicts $n(t) < \bar{n}(\rho)$. Suppose, instead, that $n(t) > \bar{n}(\rho)$. Then, Proposition 4 shows that the economy admits a BGP only if $n(t) = n$. Thus, a necessary and sufficient condition for an interior BGP is (29) in the text. Consequently, each interior BGP corresponds to a solution to this equation in $(\bar{n}(\rho), 1)$. Lemma A3 shows that at \bar{n} , $\kappa_N v_N(\bar{n})$ is above $\kappa_I v_I(\bar{n})$, and $\kappa_I v_I(\bar{n}) = \mathcal{O}(g)$. Moreover, when $\kappa_I/\kappa_N = 0$, the entire curve $\kappa_N v_N(n)$ is above $\kappa_I v_I(n)$. As this ratio increases, the curve $\kappa_I v_I(n)$ rotates up, and eventually crosses $\kappa_N v_N(n)$ at a point to the right of $\bar{n}(\rho)$. This defines the threshold $\underline{\kappa}$. Above this threshold, there exists another threshold $\bar{\kappa}$ such that if $\kappa_I/\kappa_N > \bar{\kappa}$, there is a unique intersection of $\kappa_I v_I(n)$ and $\kappa_N v_N(n)$. (Note that one could have $\underline{\kappa} = \bar{\kappa}$.) By continuity, there exists \hat{S} such that, the thresholds $\underline{\kappa}$ and $\bar{\kappa}$ are defined for all $S < \hat{S}$ (recall that $g = A \frac{\kappa_I \kappa_N}{\kappa_I + \kappa_N} S$). It then follows that for $S < \min\{\tilde{S}, \hat{S}\}$ and $\kappa_I/\kappa_N > \bar{\kappa}$, there exists a unique BGP, which is interior and satisfies $n(t) = n^*(t) = n_B \in (\bar{n}, 1)$. For $S < \min\{\tilde{S}, \hat{S}\}$ and $\underline{\kappa} < \kappa_I/\kappa_N < \bar{\kappa}$ (provided that $\underline{\kappa} < \bar{\kappa}$), the economy admits multiple BGPs with endogenous technology. Finally, for $S < \min\{\tilde{S}, \hat{S}\}$ and $\kappa_I/\kappa_N < \underline{\kappa}$, the only potential BGP is the corner one with $n(t) = 1$ as in part (iv) of Proposition 4. Because $\kappa_N v_N(1) > \kappa_I v_I(1)$, this path for technology is consistent with the equilibrium allocation of scientists and provides a BGP with endogenous technology.

Part 2: Stability Analysis: The stability analysis applies to the case in which $\rho > \bar{\rho}$, $S < \min\{\tilde{S}, \hat{S}\}$, and $\kappa_I/\kappa_N > \bar{\kappa}$. In this case, the economy admits a unique BGP defined by $n_B \in (\bar{n}(\rho), 1)$. We denote by c_B, k_B , and L_B the values of (normalized) consumption and capital, and employment in this BGP.

PROOF OF GLOBAL STABILITY WHEN $\theta = 0$:

Because $\theta = 0$, we also have $R = \rho + \delta$, and capital adjusts immediately and its equilibrium stock only depends on n , which becomes the unique state variable of the model.

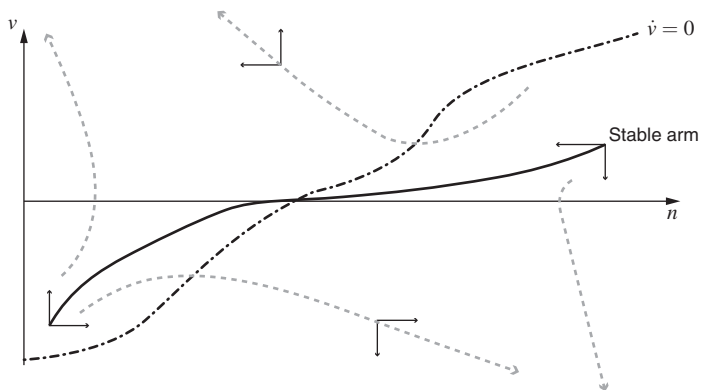


FIGURE A2. PHASE DIAGRAM AND GLOBAL SADDLE PATH STABILITY WHEN $\theta = 0$

Notes: The figure plots the locus for $\dot{v} = 0$ and the locus for $\dot{n} = 0$. The unique BGP is located at their interception.

Let $v = \kappa_I v_I - \kappa_N v_N$. Now starting from any $n(0)$, an equilibrium with endogenous technology is given by the path of (n, v) such that the evolution of the state variable is given by

$$\dot{n} = \kappa_N S - (\kappa_N + \kappa_I) G(v) S;$$

and the evolution of the difference of the normalized value functions, v , satisfies the forward-looking differential equation

$$\rho v - \dot{v} = b \kappa_I (c^u(\rho + \delta))^{\zeta - \sigma} - c^u(w_I)^{\zeta - \sigma} - b \kappa_N (c^u(w_N))^{\zeta - \sigma} - c^u(\rho + \delta)^{\zeta - \sigma} + \mathcal{O}(g)$$

together with the transversality condition (27) holds.

When $g = 0$, the locus for $\dot{v} = 0$ crosses zero from below at a unique point (recall that we are in the parameter region where there is a unique BGP). By continuity there exists a threshold \check{S} such that, for $S < \check{S}$, the locus for $\dot{v} = 0$ crosses zero from below at a unique point n_B , which denotes the BGP value for $n(t)$ derived from (29).

We now analyze the stability properties of the system and show that the BGP is globally saddle-path stable. Figure A2 presents the phase diagram of the system in (v, n) . The locus for $\dot{v} = 0$ crosses $v = 0$ at n_B from below only once. This follows from the fact that $\kappa_I v_I(n)$ cuts $\kappa_N v_N(n)$ from below at n_B as shown in Figure 8. The laws of motion of the two variables, v and n , take the form shown in the phase diagram.³⁴ This implies the existence of the unique stable arm, and also establishes

³⁴ This can also be verified locally from the fact that the behavior of n and v near the BGP can be approximated by the linear system $\dot{n} = -(\kappa_N + \kappa_I) G'(0) S v$ and $\dot{v} = \rho v - Q$, where $Q > 0$ denotes the derivative of $-M \kappa_I c^u(w_I)^{\zeta - \sigma} + M \kappa_N c^u(w_N)^{\zeta - \sigma}$ with respect to n (this derivative is positive because $\kappa_I v_I(n)$ cuts $\kappa_N v_N(n)$ from below at n_B). Because the product of the eigenvalues of the characteristic polynomial of this system is $-Q(\kappa_N + \kappa_I) G'(0) S < 0$, there is one positive and one negative eigenvalue (and their sum is $\rho > 0$, so the positive one is larger in absolute value).

that there are no equilibrium paths that are not along this stable arm. In particular, all paths above the stable arm feature $\dot{v} > 0$ and eventually $n \rightarrow 0$ and $v \rightarrow \infty$, and since v_N is positive, $v_I \rightarrow \infty$. But this violates the transversality condition, (27). Similarly, all paths below the stable arm feature $\dot{v} < 0$ and eventually $n \rightarrow 1$ and $v \rightarrow -\infty$, and thus $v_N \rightarrow \infty$, once again violating the transversality condition.

PROOF OF LOCAL STABILITY OF THE UNIQUE BGP WHEN $\theta > 0$:

Online Appendix B shows that there exists a threshold \check{S} such that the BGP in this case is locally stable for $S < \check{S}$, and thus the conclusions of the proposition follow setting $\bar{S} = \min\{\check{S}, \hat{S}, \check{S}, \check{S}\}$. ■

REFERENCES

- Acemoglu, Daron.** 1998. "Why Do New Technologies Complement Skills? Directed Technical Change and Wage Inequality." *Quarterly Journal of Economics* 113 (4): 1055–89.
- Acemoglu, Daron.** 2002. "Directed Technical Change." *Review of Economic Studies* 69 (4): 781–809.
- Acemoglu, Daron.** 2003. "Labor- and Capital-Augmenting Technical Change." *Journal of European Economic Association* 1 (1): 1–37.
- Acemoglu, Daron.** 2007. "Equilibrium Bias of Technology." *Econometrica* 75 (5): 1371–1409.
- Acemoglu, Daron.** 2009. *Introduction to Modern Economic Growth*. Princeton, NJ: Princeton University Press.
- Acemoglu, Daron.** 2010. "When Does Labor Scarcity Encourage Innovation?" *Journal of Political Economy* 118 (6): 1037–78.
- Acemoglu, Daron, and David Autor.** 2011. "Skills, Tasks and Technologies: Implications for Employment and Earnings." In *Handbook of Labor Economics*, Vol. 4B, edited by David Card and Orley Ashenfelter, 1043–1171. Amsterdam: Elsevier.
- Acemoglu, Daron, Gino Gancia, and Fabrizio Zilibotti.** 2012. "Competing Engines of Growth: Innovation and Standardization." *Journal of Economic Theory* 147 (2): 570–601.
- Acemoglu, Daron, Gino Gancia, and Fabrizio Zilibotti.** 2015. "Offshoring and Directed Technical Change." *American Economic Journal: Macroeconomics* 7 (3): 84–122.
- Acemoglu, Daron, and Pascual Restrepo.** 2017a. "Robots and Jobs: Evidence from US Labor Markets." National Bureau of Economic Research Working Paper 23285.
- Acemoglu, Daron, and Pascual Restrepo.** 2018a. "Modeling Automation." National Bureau of Economic Research Working Paper 24321.
- Acemoglu, Daron, and Pascual Restrepo.** 2018b. "Demographics and Automation." National Bureau of Economic Research Working Paper 24421.
- Acemoglu, Daron, and Pascual Restrepo.** 2018c. "The Race between Man and Machine: Implications of Technology for Growth, Factor Shares, and Employment: Dataset." *American Economic Review*. <https://doi.org/10.1257/aer.20160696>.
- Acemoglu, Daron, and Fabrizio Zilibotti.** 2001. "Productivity Differences." *Quarterly Journal of Economics* 116 (2): 563–606.
- Aghion, Philippe, and Peter Howitt.** 1992. "A Model of Growth through Creative Destruction." *Econometrica* 60 (2): 323–51.
- Akst, Daniel.** 2013. "What Can We Learn from Past Anxiety over Automation?" *Wilson Quarterly* (Summer).
- Autor, David H.** 2015. "Why Are There Still So Many Jobs? The History and Future of Workplace Automation." *Journal of Economic Perspectives* 29 (3): 3–30.
- Autor, David H., and David Dorn.** 2013. "The Growth of Low-Skill Service Jobs and the Polarization of the US Labor Market." *American Economic Review* 103 (5): 1553–97.
- Autor, David H., Frank Levy, and Richard J. Murnane.** 2003. "The Skill Content of Recent Technological Change: An Empirical Exploration." *Quarterly Journal of Economics* 118 (4): 1279–1333.
- Beaudry, Paul, David A. Green, and Benjamin M. Sand.** 2016. "The Great Reversal in the Demand for Skill and Cognitive Tasks." *Journal of Labor Economics* 34 (S1): 199–247.
- Boppart, Timo, and Per Krusell.** 2016. "Labor Supply in the Past, Present, and Future: A Balanced-Growth Perspective." National Bureau of Economic Research Working Paper 22215.
- Brynjolfsson, Erik, and Andrew McAfee.** 2014. *The Second Machine Age: Work, Progress, and Prosperity in a Time of Brilliant Technologies*. New York: W. W. Norton & Company.

- Burstein, Ariel, Eduardo Morales, and Jonathan Vogel.** 2014. "Accounting for Changes in Between-Group Inequality." National Bureau of Economic Research Working Paper 20855.
- Burstein, Ariel, and Jonathan Vogel.** 2014. 2017. "International Trade, Technology, and the Skill Premium." *Journal of Political Economy* 125 (5): 1356–412.
- Caselli, Francesco.** 1999. "Technological Revolutions." *American Economic Review* 89 (1): 78–102.
- Caselli, Francesco, and Wilbur John Coleman II.** 2006. "The World Technology Frontier." *American Economic Review* 96 (3): 499–522.
- Chandler, Alfred D., Jr.** 1977. *The Visible Hand: The Managerial Revolution in American Business*. Cambridge, MA: Harvard University Press.
- Costinot, Arnaud, and Jonathan Vogel.** 2010. "Matching and Inequality in the World Economy." *Journal of Political Economy* 118 (4): 747–86.
- Foote, Christopher L., and Richard W. Ryan.** 2015. "Labor-Market Polarization over the Business Cycle." In *NBER Macroeconomics Annual 2014*, Volume 29, edited by Jonathan A. Parker and Michael Woodford, 371–413. Chicago: University of Chicago Press.
- Galor, Oded, and Omer Moav.** 2000. "Ability-Biased Technological Transition, Wage Inequality, and Economic Growth." *Quarterly Journal of Economics* 115 (2): 469–97.
- Gancia, Gino, Andreas Müller, and Fabrizio Zilibotti.** 2013. "Structural Development Accounting." In *Advances in Economics and Econometrics: Tenth World Congress*, Vol. II, edited by Daron Acemoglu, Manuel Arellano, and Eddie Dekel, 373–418. Cambridge: Cambridge University Press.
- Goldin, Claudia, and Lawrence F. Katz.** 2008. *The Race between Education and Technology*. Cambridge, MA: Harvard University Press.
- Greenwood, Jeremy, and Mehmet Yorukoglu.** 1997. "1974." *Carnegie-Rochester Conference Series on Public Policy* 46: 49–95.
- Grossman, Gene M., and Elhanan Helpman.** 1991. "Quality Ladders in the Theory of Growth." *Review of Economic Studies* 58 (1): 43–61.
- Grossman, Gene M., Elhanan Helpman, Ezra Oberfield, and Thomas Sampson.** 2017. "Balanced Growth Despite Uzawa." *American Economic Review* 107 (4): 1293–312.
- Grossman, Gene M., and Esteban Rossi-Hansberg.** 2008. "Trading Tasks: A Simple Theory of Offshoring." *American Economic Review* 98 (5): 1978–97.
- Hawkins, William, Ryan Michaels, and Jiyoung Oh.** 2015. "The Joint Dynamics of Capital and Employment at the Plant Level." Unpublished.
- Hémous, David, and Morten Olsen.** 2016. "The Rise of the Machines: Automation, Horizontal Innovation and Income Inequality." Unpublished.
- Jaimovich, Nir, and Henry E. Siu.** 2014. "The Trend Is the Cycle: Job Polarization and Jobless Recoveries." National Bureau of Economic Research Working Paper 18334.
- Jones, Charles I.** 2005. "The Shape of Production Functions and the Direction of Technical Change." *Quarterly Journal of Economics* 120 (2): 517–49.
- Karabarbounis, Loukas, and Brent Neiman.** 2014. "The Global Decline of the Labor Share." *Quarterly Journal of Economics* 129 (1): 61–103.
- Keynes, John Maynard.** 1930. "Economic Possibilities for Our Grandchildren." In *Essays in Persuasion*. New York: Norton & Co.
- Kiley, Michael T.** 1999. "The Supply of Skilled Labor and Skill-Biased Technological Progress." *Economic Journal* 109 (458): 708–24.
- King, Robert G., Charles I. Plosser, and Sergio T. Rebelo.** 1988. "Production, Growth and Business Cycles: I. The Basic Neoclassical Model." *Journal of Monetary Economics* 21 (2-3): 195–232.
- Kotlikoff, Laurence J., and Jeffrey D. Sachs.** 2012. "Smart Machines and Long-Term Misery." National Bureau of Economic Research Working Paper 18629.
- Landes, David S.** 1969. *The Unbound Prometheus*. New York: Cambridge University Press.
- Lin, Jeffrey.** 2011. "Technological Adaptation, Cities, and New Work." *Review of Economics and Statistics* 93 (2): 554–74.
- Mokyr, Joel.** 1990. *The Lever of Riches: Technological Creativity and Economic Progress*. New York: Oxford University Press.
- Nelson, Richard R., and Edmund S. Phelps.** 1966. "Investment in Humans, Technological Diffusion, and Economic Growth." *American Economic Review* 56 (½): 69–75.
- Oberfield, Ezra, and Devsh Raval.** 2014. "Micro Data and Macro Technology." National Bureau of Economic Research Working Paper 20452.
- Polanyi, Michael.** 1976. *The Tacit Dimension*. Chicago: University of Chicago Press.
- Rodríguez-Clare, Andrés.** 2010. "Offshoring in a Ricardian World." *American Economic Journal: Macroeconomics* 2 (2): 227–58.
- Roy, A. D.** 1951. "Some Thoughts on the Distribution of Earnings." *Oxford Economic Papers* 3 (2): 135–46.

- Schultz, Theodore W.** 1975. "The Value of the Ability to Deal with Disequilibria." *Journal of Economic Literature* 13 (3): 827–46.
- Thoenig, Mathias, and Thierry Verdier.** 2003. "A Theory of Defensive Skill-Biased Innovation and Globalization." *American Economic Review* 93 (3): 709–28.
- Zeira, Joseph.** 1998. "Workers, Machines, and Economic Growth." *Quarterly Journal of Economics* 113 (4): 1091–117.
- Zeira, Joseph.** 2006. "Machines as Engines of Growth." Dynamics, Economic Growth, and International Trade Conference Papers 011059.

This article has been cited by:

1. Mehmet Pinar. 2024. Convergence in renewable energy innovation and factors influencing convergence club formation. *Renewable Energy* **220**, 119607. [[Crossref](#)]
2. Fabian Stephany, Ole Teutloff. 2024. What is the price of a skill? The value of complementarity. *Research Policy* **53**:1, 104898. [[Crossref](#)]
3. Tania Babina, Anastassia Fedyk, Alex He, James Hodson. 2024. Artificial intelligence, firm growth, and product innovation. *Journal of Financial Economics* **151**, 103745. [[Crossref](#)]
4. Aleksandra Parteka, Joanna Wolszczak-Derlacz, Dagmara Nikulin. 2024. How digital technology affects working conditions in globally fragmented production chains: Evidence from Europe. *Technological Forecasting and Social Change* **198**, 122998. [[Crossref](#)]
5. Weiyong Zou, Yunjun Xiong. 2023. Does artificial intelligence promote industrial upgrading? Evidence from China. *Economic Research-Ekonomska Istraživanja* **36**:1, 1666-1687. [[Crossref](#)]
6. Jing Zheng, Yu Xiang, Xunhua Tu. 2023. Digital economy, spatial spillover and carbon intensity: concurrently on the threshold effect of human capital. *Economic Research-Ekonomska Istraživanja* **36**:2. . [[Crossref](#)]
7. Qiguo Gong. 2023. Machine endowment cost model: task assignment between humans and machines. *Humanities and Social Sciences Communications* **10**:1. . [[Crossref](#)]
8. Yue-Jun Zhang, Han Zhang, Rangan Gupta. 2023. A new hybrid method with data-characteristic-driven analysis for artificial intelligence and robotics index return forecasting. *Financial Innovation* **9**:1. . [[Crossref](#)]
9. Andrea Borsato, André Lorentz. 2023. The Kaldor-Verdoorn law at the age of robots and AI. *Research Policy* **52**:10, 104873. [[Crossref](#)]
10. Mohsin Javed. 2023. Robots, Natives and Immigrants in US local labor markets. *Labour Economics* **85**, 102456. [[Crossref](#)]
11. Brice Corgnet, Roberto Hernán-González, Ricardo Mateo. 2023. Peer effects in an automated world. *Labour Economics* **85**, 102455. [[Crossref](#)]
12. Burkhard Heer, Andreas Irmen, Bernd Süßmuth. 2023. Explaining the decline in the US labor share: taxation and automation. *International Tax and Public Finance* **30**:6, 1481-1528. [[Crossref](#)]
13. Shihui Cheng, Wenjing Ma, Lai Luo, Yunlong Li. 2023. Can the development of digital economy improve the quality of regional investment? — Empirical evidence from Chinese cities. *Economic Analysis and Policy* **80**, 214-221. [[Crossref](#)]
14. Guang-Zhao Yang, Deng-Kui Si, Guang-Jie Ning. 2023. Does digital transformation reduce the labor income share in enterprises?. *Economic Analysis and Policy* **80**, 1526-1538. [[Crossref](#)]
15. Hongyang Chen, Jianhui Yu, Shiping Ma, Wenzhong Zhang. 2023. Urban scale, production efficiency, and dynamic development paths. *Cities* **143**, 104566. [[Crossref](#)]
16. Danielle Swanepoel. 2023. An Intergenerational Justice Approach to Technological Unemployment. *Asian Journal of Business Ethics* **12**:2, 239-256. [[Crossref](#)]
17. Klaus Prettnner. 2023. Stagnant wages in the face of rising labor productivity: The potential role of industrial robots. *Finance Research Letters* **58**, 104687. [[Crossref](#)]
18. Julius Tan Gonzales. 2023. Implications of AI innovation on economic growth: a panel data study. *Journal of Economic Structures* **12**:1. . [[Crossref](#)]
19. Chuanglian Chen, Yi Zhang, Shudan Wang. 2023. Digital transformation and firm performance: a case study on China's listed companies in 2009-2020. *Digital Economy and Sustainable Development* **1**:1. . [[Crossref](#)]

20. Hua Wang, Lingtao Liao, Ji (George) Wu. 2023. Robot adoption and firm's capacity utilization: Evidence from China. *Pacific-Basin Finance Journal* **82**, 102196. [[Crossref](#)]
21. Liuchun Deng, Minako Fujio, Xin Lin, Rui Ota. 2023. Labor shortage and early robotization in Japan. *Economics Letters* **233**, 111404. [[Crossref](#)]
22. Arthur Jacobs, Elsy Verhofstadt, Luc Van Ootegem. 2023. Unravelling the Link between Automatability and Job Satisfaction. *Journal of Labor Research* **44**:3-4, 199-227. [[Crossref](#)]
23. Rui Li, Shoufu Xu, Yun Zhang. 2023. Can digital transformation reduce within-firm pay inequality? Evidence from China. *Economic Modelling* **129**, 106530. [[Crossref](#)]
24. Peng Liang, Xinhui Sun, Luzhuang Qi. 2023. Does artificial intelligence technology enhance green transformation of enterprises: based on green innovation perspective. *Environment, Development and Sustainability* **220**. . [[Crossref](#)]
25. Fabio Montobbio, Jacopo Staccioli, Maria Enrica Virgillito, Marco Vivarelli. 2023. Labour-saving automation: A direct measure of occupational exposure. *The World Economy* . [[Crossref](#)]
26. Liuchun Deng, Verena Plümpe, Jens Stegmaier. 2023. Robot Adoption at German Plants. *Jahrbücher für Nationalökonomie und Statistik*, ahead of print. [[Crossref](#)]
27. Luis R. Díaz Pavez, Inmaculada Martínez-Zarzoso. 2023. The impact of automation on labour market outcomes in emerging countries. *The World Economy* . [[Crossref](#)]
28. Xudong Li, Gen-Fu Feng, Wai Yan Shum, Kam Hung Chui. 2023. The Impacts of Digital Transformation on Labor Income Share: Evidence from China. *Emerging Markets Finance and Trade* 1-16. [[Crossref](#)]
29. Xue Zhou, Wen-Ying Yan, Xiu-Ting Li, Han Li, Yi-Zhen Wu, Bao-Chang Xu. 2023. Digital economy: an effective path for promoting residents' health in China. *Frontiers in Public Health* **11**. . [[Crossref](#)]
30. Ajay Agrawal, John McHale, Alexander Oetl. 2023. Superhuman science: How artificial intelligence may impact innovation. *Journal of Evolutionary Economics* **108**. . [[Crossref](#)]
31. Zezhong Hao, Xianrong Zhu, Xiuwu Zhang. 2023. The Influence of Industrial Digitalization on the Quality Structure of the Labor Force: A Panel Threshold Model Based on Industrial Structure Upgrading. *Journal of Advanced Computational Intelligence and Intelligent Informatics* **27**:6, 1025-1036. [[Crossref](#)]
32. Nicoletta Corrocher, Daniele Moschella, Jacopo Staccioli, Marco Vivarelli. 2023. Innovation and the labor market: theory, evidence, and challenges. *Industrial and Corporate Change* **110**. . [[Crossref](#)]
33. Jacques Bughin. 2023. Does artificial intelligence kill employment growth: the missing link of corporate AI posture. *Frontiers in Artificial Intelligence* **6**. . [[Crossref](#)]
34. Shuangzhi Zhang. 2023. Impact of industrial robot applications on global value chain participation of China manufacturing industry: Mediation effect based on product upgrading. *PLOS ONE* **18**:11, e0293399. [[Crossref](#)]
35. Jiancai Pi, Yanwei Fan. 2023. Robots, factor intensities, and wage inequality. *Asia-Pacific Journal of Accounting & Economics* **30**:6, 1568-1586. [[Crossref](#)]
36. Kenichiro Ikeshita, Hideaki Uchida, Tamotsu Nakamura. 2023. Automation and economic growth in a task-based neoclassical growth model. *Metroeconomica* **74**:4, 908-927. [[Crossref](#)]
37. Michael Koch, Ilya Manuylov. 2023. Measuring the technological bias of robot adoption and its implications for the aggregate labor share. *Research Policy* **52**:9, 104848. [[Crossref](#)]
38. Sebastiaan Van Doorn, Dimitrios Georgakakis, Jana Oehmichen, Marko Reimer. 2023. Opportunity or Threat? Exploring Middle Manager Roles in the Face of Digital Transformation. *Journal of Management Studies* **60**:7, 1684-1719. [[Crossref](#)]

39. Erhan Artuc, Paulo Bastos, Bob Rijkers. 2023. Robots, tasks, and trade. *Journal of International Economics* **145**, 103828. [[Crossref](#)]
40. Bin Dou, SongLin Guo, XiaoChen Chang, Yong Wang. 2023. Corporate digital transformation and labor structure upgrading. *International Review of Financial Analysis* **90**, 102904. [[Crossref](#)]
41. Boqiang Lin, Chongchong Xu. 2023. The effects of capital-biased tax incentives on firm energy intensity: Environmental dividend or consequence?. *Journal of Environmental Management* **345**, 118507. [[Crossref](#)]
42. Chenyang Liu, Xiuyi Shi, Cuixia Li. 2023. Digital Technology, Factor Allocation and Environmental Efficiency of Dairy Farms in China: Based on Carbon Emission Constraint Perspective. *Sustainability* **15**:21, 15455. [[Crossref](#)]
43. Lazuardi Imani Hakam, Eeng Ahman, Disman Disman, Hari Mulyadi, Dzikri Firmansyah Hakam. 2023. Exploring Trends in Innovation within Digital Economy Research: A Scientometric Analysis. *Economies* **11**:11, 269. [[Crossref](#)]
44. Hans Gersbach, Ulrich Schetter, Samuel Schmassmann. 2023. From local to global: A theory of public basic research in a globalized world. *European Economic Review* **160**, 104530. [[Crossref](#)]
45. Batoul Modarress-Fathi, Al Ansari, Alexander Ansari. 2023. Examining Sustainability Alignment of Supplier Selection Criteria during Industrial Revolutions. *Sustainability* **15**:22, 15930. [[Crossref](#)]
46. Lu Huang, Hongfeng Zhang, Hongyun Si, Haoyu Wang. 2023. Can the digital economy promote urban green economic efficiency? Evidence from 273 cities in China. *Ecological Indicators* **155**, 110977. [[Crossref](#)]
47. Jacques Bughin, Michele Cincera. Does Working from Home Work? . [[Crossref](#)]
48. Nikolaos Charalampidis. 2023. Frictions and the diffusion of automation. *The Manchester School* **52**. . [[Crossref](#)]
49. Manuchehr Irandoust. 2023. Employment and technology: Creative creation or creative destruction? An asymmetric analysis. *Australian Economic Papers* . [[Crossref](#)]
50. Huijie Zhong, Xinran Zhang, Kam C. Chan, Chao Yan. 2023. Industrial robots and firm innovation: big data evidence from China. *Journal of Accounting Literature* **108**. . [[Crossref](#)]
51. Mafalda Pinho, Oscar Afonso, Tiago Sequeira. 2023. The race between offshoring and automation in explaining wage polarization. *Macroeconomic Dynamics* **80**, 1-35. [[Crossref](#)]
52. Kai Lisa Lo, Jiaojiao Zhang, Fei Xia. 2023. Does digital technology innovation work better for industrial upgrading? An empirical analysis of listed Chinese manufacturing firms. *Applied Economics Letters* **30**:18, 2504-2509. [[Crossref](#)]
53. Lian Cai, Yabin Zhang, Zhenguo Wang, Zijian Liu. 2023. Does the rise of global value chain position increase or reduce domestic income inequality?. *Applied Economics* **55**:49, 5833-5845. [[Crossref](#)]
54. Lionel Fontagné, Ariell Reshef, Gianluca Santoni, Giulio Vannelli. 2023. Automation, global value chains and functional specialization. *Review of International Economics* **29**:44. . [[Crossref](#)]
55. Heng Ma, Siliang Guo. 2023. Spatio-temporal evolution and convergence characteristics of urban digitalization efficiency in China: A perspective on regional coordinated development. *Technology Analysis & Strategic Management* **52**, 1-16. [[Crossref](#)]
56. Fanfan Zhang, Qinan Zhang, Hang Wu. 2023. Robot adoption and export performance: evidence from Chinese industrial firms. *Journal of Manufacturing Technology Management* **34**:6, 896-916. [[Crossref](#)]
57. Zhonghao Lei, Dongmei Wang. 2023. Digital transformation and total factor productivity: Empirical evidence from China. *PLoS ONE* **18**:10, e0292972. [[Crossref](#)]
58. Karl R. Haapala, Kamyar Raoufi, Kyoung-Yun Kim, Peter F. Orazem, Christopher S. Houck, Michael D. Johnson, Gül E. Okudan Kremer, Jeremy L. Rickli, Federico M. Sciammarella, Kris Ward. 2023.

- Prioritizing actions and outcomes for community-based future manufacturing workforce development and education. *Journal of Integrated Design and Process Science* **26**:3-4, 415-441. [[Crossref](#)]
59. Wenjing Bi, Yifei Li, Xiaotao Zhang, Tenglong Zhong. 2023. Labor protection and enterprise digital transformation: A quasi-natural experiment based on the enforcement of Social Insurance Law in China. *Economics & Politics* **118**. . [[Crossref](#)]
 60. Alexander Kuo, Dulce Manzano, Aina Gallego. 2023. Automation versus openness: support for policies to address job threats. *Journal of Public Policy* **12**, 1-23. [[Crossref](#)]
 61. Jun Yang, Xinxin Lyu, Xiaohui Xu, Mobing Jiang, Pin Lyu. 2023. Does big data application improve Chinese firms' innovation: the role of talent accessibility. *Applied Economics Letters* 1-5. [[Crossref](#)]
 62. Jennifer T. Lai, Dongxiao Zheng, Jinxing Zhang. 2023. The effect of industrial robots' adoption on urban income inequality in China. *Applied Economics Letters* **30**:17, 2388-2395. [[Crossref](#)]
 63. Gangdong Peng, Minchun Han, Hankun Yuan. 2023. Artificial Intelligence Drives the Coordinated Development of Green Finance and the Real Economy: Empirical Evidence from Chinese Provincial Level. *Journal of the Knowledge Economy* **108**. . [[Crossref](#)]
 64. Oscar Afonso, Tiago Sequeira, Derick Almeida. 2023. Technological knowledge and wages: from skill premium to wage polarization. *Journal of Economics* **140**:2, 93-119. [[Crossref](#)]
 65. Yuqiang Cao, Yong Hu, Qian Liu, Meiting Lu, Yaowen Shan. 2023. Job creation or disruption? Unraveling the effects of smart city construction on corporate employment in China. *Technological Forecasting and Social Change* **195**, 122783. [[Crossref](#)]
 66. Pascal Heß, Simon Janssen, Ute Leber. 2023. The effect of automation technology on workers' training participation. *Economics of Education Review* **96**, 102438. [[Crossref](#)]
 67. Chia-Hui Lu. 2023. The macroeconomic impact of automation: Applications to elderly care. *Contemporary Economic Policy* **41**:4, 674-695. [[Crossref](#)]
 68. Junjun Tang, Xing Zhao. 2023. Does the new digital infrastructure improve total factor productivity?. *Bulletin of Economic Research* **75**:4, 895-916. [[Crossref](#)]
 69. Hasraddin Guliyev, Natiq Huseynov, Nasimi Nuriyev. 2023. The Relationship Between Artificial Intelligence, Big Data, and Unemployment: New Insights from Dynamic Panel Data Model of the G7 Countries. *World Development Sustainability* **6**, 100107. [[Crossref](#)]
 70. Yanwei Lyu, Yahui Ge, Jinning Zhang. 2023. The impact of digital economy on capital misallocation: evidence from China. *Economic Change and Restructuring* **56**:5, 3475-3499. [[Crossref](#)]
 71. Jeremy Atack, Robert A. Margo, Paul W. Rhode. 2023. De-skilling: Evidence from Late Nineteenth Century American Manufacturing. *Explorations in Economic History* **108**, 101554. [[Crossref](#)]
 72. Nargess M. Golshan, Inder K. Khurana, Felipe B. G. Silva. 2023. Financial Transparency, Labor Productivity, and Real Wages: Evidence from Mandatory IFRS Adoption. *Journal of International Accounting Research* **22**:3, 31-61. [[Crossref](#)]
 73. Richard Baldwin, Toshihiro Okubo. 2023. Are software automation and teleworker substitutes? Preliminary evidence from Japan. *The World Economy* **32**. . [[Crossref](#)]
 74. Hideki Nakamura, Joseph Zeira. 2023. Automation and unemployment: help is on the way. *Journal of Economic Growth* **118**. . [[Crossref](#)]
 75. Hideki Nakamura. 2023. Can displaced workers have a fresh start?. *Metroeconomica* **75**. . [[Crossref](#)]
 76. Hui Wu, Mengyu Han, Yang Shen. 2023. Technology-driven energy revolution: the impact of digital technology on energy efficiency and its mechanism. *Frontiers in Energy Research* **11**. . [[Crossref](#)]
 77. Shiguang Li, Zheng Yang, Yixiang Tian. 2023. Digital transformation and corporate performance: evidence from China. *China Economic Journal* **16**:3, 312-334. [[Crossref](#)]

78. Pengfei Zhang. 2023. Endogenous capital-augmenting R&D, intersectoral labor reallocation, and the movement of the labor share. *Journal of Economics* **140**:1, 1-36. [[Crossref](#)]
79. Xiahai Wei, Feng Jiang, Yu Chen. 2023. Who pays for environmental protection? The impact of green tax reform on labor share in China. *Energy Economics* **125**, 106862. [[Crossref](#)]
80. Hyunbae Chun, Hailey Hayeon Joo, Jisoo Kang, Yoonsoo Lee. 2023. E-commerce and local labor markets: Is the “Retail Apocalypse” near?. *Journal of Urban Economics* **137**, 103594. [[Crossref](#)]
81. Bochao Zhang, Wanhao Dong, Jin Yao, Xiaolong Cheng. 2023. Digital Economy, Factor Allocation Efficiency of Dual-Economy and Urban-Rural Income Gap. *Sustainability* **15**:18, 13514. [[Crossref](#)]
82. Zhong Ren, Jie Zhang. 2023. Digital Economy, Clean Energy Consumption, and High-Quality Economic Development: The Case of China. *Sustainability* **15**:18, 13588. [[Crossref](#)]
83. Xiaoyu Ma, Yizhi Hao, Xiao Li, Jun Liu, Jiasen Qi. 2023. Evaluating global intelligence innovation: An index based on machine learning methods. *Technological Forecasting and Social Change* **194**, 122736. [[Crossref](#)]
84. Mikhail Lysyakov, Siva Viswanathan. 2023. Threatened by AI: Analyzing Users’ Responses to the Introduction of AI in a Crowd-Sourcing Platform. *Information Systems Research* **34**:3, 1191-1210. [[Crossref](#)]
85. Debao Hu, Fang Guo, Chenzhe Zhai. 2023. Digital finance, entrepreneurship and the household income gap: Evidence from China. *Information Processing & Management* **60**:5, 103478. [[Crossref](#)]
86. Ryosuke Shimizu, Shohei Momoda. 2023. Does automation technology increase wage?. *Journal of Macroeconomics* **77**, 103541. [[Crossref](#)]
87. P. S. Aithal. 2023. Super-Intelligent Machines - Analysis of Developmental Challenges and Predicted Negative Consequences. *International Journal of Applied Engineering and Management Letters* 109-141. [[Crossref](#)]
88. Cecilia Jona-Lasinio, Francesco Venturini. 2023. On-the-job training, wages and digitalisation: evidence from European firms. *International Journal of Manpower* **64**. . [[Crossref](#)]
89. Claire M. Mason, Haohui Chen, David Evans, Gavin Walker. 2023. Illustrating the application of a skills taxonomy, machine learning and online data to inform career and training decisions. *The International Journal of Information and Learning Technology* **40**:4, 353-371. [[Crossref](#)]
90. Jinzhou Mao, Siying Yang. 2023. Labor Substitution or Employment Creation: Does Digital Transformation Affect the Labor Demand of Enterprises?. *Journal of the Knowledge Economy* **41**. . [[Crossref](#)]
91. Joshua Conrad Jackson, Kai Chi Yam, Pok Man Tang, Chris G. Sibley, Adam Waytz. 2023. Exposure to automation explains religious declines. *Proceedings of the National Academy of Sciences* **120**:34. . [[Crossref](#)]
92. Haonan Wang, Fangjuan Qiu. 2023. AI adoption and labor cost stickiness: based on natural language and machine learning. *Information Technology and Management* **114**. . [[Crossref](#)]
93. Yilin Zhong, Feng Xu, Longpeng Zhang. 2023. Influence of artificial intelligence applications on total factor productivity of enterprises—evidence from textual analysis of annual reports of Chinese-listed companies. *Applied Economics* 1-19. [[Crossref](#)]
94. Elisa Calza, Alejandro Lavopa, Ligia Zagato. 2023. Advanced digitalisation and resilience during the COVID-19 pandemic: firm-level evidence from developing and emerging economies. *Industry and Innovation* **30**:7, 864-894. [[Crossref](#)]
95. Yue Zhang, Chunxing Pan, Shu Meng, Kun Wang. 2023. The role of internal control and digital transformation between political connections and financial performance: evidence from China. *Asia Pacific Business Review* **29**:4, 990-1012. [[Crossref](#)]

96. Dayuan Li, Zhuang Pan, Ding Wang, Lu Zhang. 2023. A study on artificial intelligence orientation and new venture performance. *Asia Pacific Business Review* **29**:4, 967-989. [[Crossref](#)]
97. Hong Luo, Huiying Qiao. 2023. Exploring the impact of industrial robots on firm innovation under circular economy umbrella: a human capital perspective. *Management Decision* **108**. . [[Crossref](#)]
98. Lilac Nachum, Peter J. Buckley. 2023. Spatial and temporal distances in a virtual global world: Lessons from the COVID-19 pandemic. *Journal of International Business Studies* **54**:6, 1121-1133. [[Crossref](#)]
99. Zhaoqing Sun, Jianxu Liu, Roengchai Tansuchat. 2023. China's Digital Economy and Enterprise Labor Demand: The Mediating Effects of Green Technology Innovation. *Sustainability* **15**:15, 11682. [[Crossref](#)]
100. Peiya Zhao, Yu Gao, Xue Sun. 2023. The impact of artificial intelligence on pollution emission intensity—evidence from China. *Environmental Science and Pollution Research* **30**:39, 91173-91188. [[Crossref](#)]
101. Lan Wang. 2023. Digital transformation and Total Factor Productivity. *Finance Research Letters* **108**, 104338. [[Crossref](#)]
102. Qi-nan Zhang, Fan-fan Zhang, Qiang Mai. 2023. Robot adoption and labor demand: A new interpretation from external competition. *Technology in Society* **74**, 102310. [[Crossref](#)]
103. Yanjun Wang, Yongfang Li. 2023. Chinese economic growth and sustainable development: Role of artificial intelligence and natural resource management. *Resources Policy* **85**, 103996. [[Crossref](#)]
104. Minghuan Li, Anxuan Jiang, Jianteng Ma. 2023. Digital transformation and income inequality within enterprises – Evidence from listed companies in China. *Pacific-Basin Finance Journal* **113**, 102133. [[Crossref](#)]
105. Chengming Li, Peng Huo, Zeyu Wang, Weiguang Zhang, Feiyan Liang, Abbas Mardani. 2023. Digitalization generates equality? Enterprises' digital transformation, financing constraints, and labor share in China. *Journal of Business Research* **163**, 113924. [[Crossref](#)]
106. Meng Tian, Yang Chen, Guanghao Tian, Wei Huang, Chuan Hu. 2023. The role of digital transformation practices in the operations improvement in manufacturing firms: A practice-based view. *International Journal of Production Economics* **262**, 108929. [[Crossref](#)]
107. Chien-Chiang Lee, Zhi-Wen He, Zihao Yuan. 2023. A pathway to sustainable development: Digitization and green productivity. *Energy Economics* **124**, 106772. [[Crossref](#)]
108. Chuanglian Chen, Shudan Wang, Shujie Yao, Yuting Lin. 2023. Does digital transformation increase the labor income share?: From a perspective of resources reallocation. *Economic Modelling* **108**, 106474. [[Crossref](#)]
109. Dingyun Duan, Shaojian Chen, Zongxian Feng, Jun Li. 2023. Industrial Robots and Firm Productivity. *Structural Change and Economic Dynamics* **108**. . [[Crossref](#)]
110. Markus Leibrecht, Johann Scharler, Yan Zhoufu. 2023. Automation and Unemployment: Does Collective Bargaining Moderate their Association?. *Structural Change and Economic Dynamics* **113**. . [[Crossref](#)]
111. Wei Huang, Shiyu Ding, Xiaoying Song, Shuhui Gao, Yinke Liu. 2023. A study on the long-term effects and mechanisms of internet information behavior on poverty alleviation among smallholder farmers: Evidence from China. *Heliyon* **31**, e19174. [[Crossref](#)]
112. Pu-Yan Nie, Chan Wang, Hong-Xing Wen. 2023. Effects of artificial intelligence on duopoly competition. *Applied Economics Letters* **30**:13, 1827-1832. [[Crossref](#)]
113. Zujie Zhang, Ghulam Rasool Madni, Jaweriya Naeem. 2023. Unleashing the horizons of labor quality, digitalization on upgradation of industrial structure in Asian economies. *PLOS ONE* **18**:7, e0288866. [[Crossref](#)]

114. Ajay Agrawal, Joshua S. Gans, Avi Goldfarb. 2023. Do we want less automation?. *Science* **381**:6654, 155-158. [[Crossref](#)]
115. Shakked Noy, Whitney Zhang. 2023. Experimental evidence on the productivity effects of generative artificial intelligence. *Science* **381**:6654, 187-192. [[Crossref](#)]
116. Leonardo Bonilla-Mejia, Luz Adriana Florez, Didier Hermida, Francisco Lasso, Leonardo Fabio Morales, Juan Jose Ospina, José Pulido. 2023. Is the COVID-19 Pandemic Fast-Tracking Automation in Developing Countries? Evidence from Colombia. *Journal of Human Capital* **108**. . [[Crossref](#)]
117. Hui Tian, Jiaqi Qin, Chaoyin Cheng, Sohail Ahmad Javeed, Tiansi Chu. 2023. Towards low-carbon sustainable development under Industry 4.0: The influence of industrial intelligence on China's carbon mitigation. *Sustainable Development* **2**. . [[Crossref](#)]
118. Yang Liu, Yanxiang Xie, Kaiyang Zhong. 2023. Impact of digital economy on urban sustainable development: Evidence from Chinese cities. *Sustainable Development* . [[Crossref](#)]
119. Roberto Antonietti, Luca Cattani, Giulio Pedrini. 2023. Robots and the productivity of local manufacturing systems in Emilia-Romagna: the mediating role of occupational similarity and complexity. *European Planning Studies* **31**:7, 1397-1421. [[Crossref](#)]
120. Luciana Lazzarotti, Niccolò Innocenti, Martina Nannelli, Stefania Oliva. 2023. The emergence of artificial intelligence in the regional sciences: a literature review. *European Planning Studies* **31**:7, 1304-1324. [[Crossref](#)]
121. Lei Wang, Yahong Zhou, Benjamin Chiao. 2023. Robots and firm innovation: Evidence from Chinese manufacturing. *Journal of Business Research* **162**, 113878. [[Crossref](#)]
122. Codrina Rada, Daniele Tavani, Rudiger von Arnim, Luca Zamparelli. 2023. Classical and Keynesian models of inequality and stagnation. *Journal of Economic Behavior & Organization* **211**, 442-461. [[Crossref](#)]
123. Jean-Charles Bricongne, Samuel Delpeuch, Margarita Lopez-Forero. 2023. Productivity slowdown and tax havens: Where is measured value creation?. *Journal of International Economics* **143**, 103757. [[Crossref](#)]
124. Wentao Hu, Xiaoxiao Li. 2023. Financial Technology Development and Green Total Factor Productivity. *Sustainability* **15**:13, 10309. [[Crossref](#)]
125. Yixiang Li, Fusheng Wang. 2023. The corporate path to green innovation: does the digital economy matter?. *Environmental Science and Pollution Research* **30**:32, 79149-79160. [[Crossref](#)]
126. Jian Song. 2023. Environmental pollution, manufacturing cost disease and structural change. *Environment, Development and Sustainability* **102**. . [[Crossref](#)]
127. Aleksandra Parteka, Aleksandra Kordalska. 2023. Artificial intelligence and productivity: global evidence from AI patent and bibliometric data. *Technovation* **125**, 102764. [[Crossref](#)]
128. Xiangnan Feng, Alex Rutherford. 2023. The dynamic resilience of urban labour networks. *Royal Society Open Science* **10**:7. . [[Crossref](#)]
129. Ying Ying, Xiaoyan Cui, Shanyue Jin. 2023. Artificial Intelligence and Green Total Factor Productivity: The Moderating Effect of Slack Resources. *Systems* **11**:7, 356. [[Crossref](#)]
130. Sijia Tao, Yanqiu Wang, Yingnan Zhai. 2023. Can the application of artificial intelligence in industry cut China's industrial carbon intensity?. *Environmental Science and Pollution Research* **30**:33, 79571-79586. [[Crossref](#)]
131. Manuel Carlos Nogueira, Mara Madaleno. 2023. New Evidence about Skill-Biased Technological Change and Gender Wage Inequality. *Economies* **11**:7, 193. [[Crossref](#)]
132. Wenju Yang, Dongmei Wang. 2023. Can industrial robot applications help cross the middle-income trap? — Empirical evidence based on crossed-country panel data. *Technological Forecasting and Social Change* **192**, 122583. [[Crossref](#)]

133. Oscar Afonso, Rosa Forte. 2023. How powerful are fiscal and monetary policies in a directed technical change model with humans and robots?. *International Journal of Finance & Economics* **28**:3, 3008-3032. [[Crossref](#)]
134. Huzhou Zhu, Bin Sang, Chunyuan Zhang, Lin Guo. 2023. Have Industrial Robots Improved Pollution Reduction? A Theoretical Approach and Empirical Analysis. *China & World Economy* **31**:4, 153-172. [[Crossref](#)]
135. Lihua Zhang, Tian Gan, Jiachen Fan. 2023. Do industrial robots affect the labour market? Evidence from China. *Economics of Transition and Institutional Change* **31**:3, 787-817. [[Crossref](#)]
136. Chung Eun Yoon. 2023. Technology adoption and jobs: The effects of self-service kiosks in restaurants on labor outcomes. *Technology in Society* **65**, 102336. [[Crossref](#)]
137. Alessandro Bellocchi, Giovanni Marin, Giuseppe Travaglini. 2023. The labor share puzzle: Empirical evidence for European countries. *Economic Modelling* **124**, 106327. [[Crossref](#)]
138. Wenhao Tan, Xiang Li, Jianfeng Zhao, Lin Cao, Haolun Wang. 2023. Internal capital markets and employee wage: Evidence from China. *International Review of Financial Analysis* **88**, 102680. [[Crossref](#)]
139. Enzo Valentini, Fabiano Compagnucci, Mauro Gallegati, Andrea Gentili. 2023. Robotization, employment, and income: regional asymmetries and long-run policies in the Euro area. *Journal of Evolutionary Economics* **33**:3, 737-771. [[Crossref](#)]
140. Francesco Carbonero, Jeremy Davies, Ekkehard Ernst, Frank M. Fossen, Daniel Samaan, Alina Sorgner. 2023. The impact of artificial intelligence on labor markets in developing countries: a new method with an illustration for Lao PDR and urban Viet Nam. *Journal of Evolutionary Economics* **33**:3, 707-736. [[Crossref](#)]
141. Changteng Nie, Jianxiang Wan. 2023. How Does Internet Infrastructure Construction Affect the Urban–Rural Income Gap? Evidence from a Quasi-Natural Experiment in China. *Progress in Development Studies* **23**:3, 317-337. [[Crossref](#)]
142. Jing Lu, Qinglan Xiao, Taoxuan Wang. 2023. Does the digital economy generate a gender dividend for female employment? Evidence from China. *Telecommunications Policy* **47**:6, 102545. [[Crossref](#)]
143. Vishal Goel, Balakrishnan R. Unny, Samik Shome, Yuvika Gupta. 2023. Digital labour: a systematic literature review and bibliometric analysis. *International Journal of Organizational Analysis* **29**. . [[Crossref](#)]
144. Jakub Growiec. 2023. What will drive global economic growth in the digital age?. *Studies in Nonlinear Dynamics & Econometrics* **27**:3, 335-354. [[Crossref](#)]
145. Wenbohao Zhu, Xiaofeng Li, Hao Wang, Bo Sun. 2023. Digital service trade and income inequality: a panel data analysis for 100 countries. *Applied Economics Letters* **30**:11, 1457-1461. [[Crossref](#)]
146. Salvatore Monaco. 2023. Climate (of) change: the promise and perils of technology in achieving a just transition. *International Journal of Sociology and Social Policy* **43**:13/14, 129-145. [[Crossref](#)]
147. Chenghui Dong, Dexue Liu. 2023. How to deeply embed the digital economy into the product quality upgrade? The moderating effect of resource allocation. *Kybernetes* **108**. . [[Crossref](#)]
148. Uwe Thuemmel. 2023. Optimal Taxation of Robots. *Journal of the European Economic Association* **21**:3, 1154-1190. [[Crossref](#)]
149. Ramesh Kumar Shanmugam, Tarun Dhingra. 2023. Outcome-based contracts – Linking technology, ownership and reputations. *International Journal of Information Management* **70**, 102624. [[Crossref](#)]
150. Ariell Reshef, Gianluca Santoni. 2023. Are your labor shares set in Beijing? The view through the lens of global value chains. *European Economic Review* **155**, 104459. [[Crossref](#)]
151. Qiansheng Gong, Xiangyu Wang, Xi Tang. 2023. How Can the Development of Digital Economy Empower Green Transformation and Upgrading of the Manufacturing Industry?—A Quasi-Natural

- Experiment Based on the National Big Data Comprehensive Pilot Zone in China. *Sustainability* **15**:11, 8577. [[Crossref](#)]
152. Julieta Caunedo, David Jaume, Elisa Keller. 2023. Occupational Exposure to Capital-Embodied Technical Change. *American Economic Review* **113**:6, 1642-1685. [[Abstract](#)] [[View PDF article](#)] [[PDF with links](#)]
 153. Xueyuan Gao, Hua Feng. 2023. AI-Driven Productivity Gains: Artificial Intelligence and Firm Productivity. *Sustainability* **15**:11, 8934. [[Crossref](#)]
 154. Xiumei Wang, Yongjian Huang, Yingying Zhao, Jingxuan Feng. 2023. Digital Revolution and Employment Choice of Rural Labor Force: Evidence from the Perspective of Digital Skills. *Agriculture* **13**:6, 1260. [[Crossref](#)]
 155. Jing Li, Zidong An, Yan Wang. 2023. On the Substitution and Complementarity between Robots and Labor: Evidence from Advanced and Emerging Economies. *Sustainability* **15**:12, 9790. [[Crossref](#)]
 156. Ryosuke Yokoi, Kazuya Nakayachi. 2023. When people are defeated by artificial intelligence in a competition task requiring logical thinking, how do they make causal attribution?. *Current Psychology* **42**:16, 13369-13384. [[Crossref](#)]
 157. Sebastian Goldmann, Michael Knörzer. 2023. Technology advancement propels work productivity: Empirical efficiency potential determination in marketing and sales. *Managerial and Decision Economics* **44**:4, 1962-1977. [[Crossref](#)]
 158. Qunchao Wan, Shiyi Tang, Zhenwu Jiang. 2023. Does the development of digital technology contribute to the innovation performance of China's high-tech industry#. *Technovation* **124**, 102738. [[Crossref](#)]
 159. Dieu Ne Dort Talla Fokam, Benjamin Fomba Kanga, Tii N. Nchofoung. 2023. Information and communication technologies and employment in developing countries: Effects and transmission channels. *Telecommunications Policy* **1**, 102597. [[Crossref](#)]
 160. Zhi Huang, Xiang Cheng. 2023. Environmental regulation and rural migrant workers' job quality: Evidence from China migrants dynamic surveys. *Economic Analysis and Policy* **78**, 845-858. [[Crossref](#)]
 161. Xuerong Zuo. Research on the Application of Artificial Intelligence Technology in Economic Management in the Information Age 1737-1741. [[Crossref](#)]
 162. Katja Mann, Lukas Püttmann. 2023. Benign Effects of Automation: New Evidence from Patent Texts. *Review of Economics and Statistics* **105**:3, 562-579. [[Crossref](#)]
 163. Hongmei Shao, Hongliang Hu, Xingni Liu, Ling Zhang. The Influence of Industrial Robot Application on the Employment of the Manufacturing Industry in China 1-8. [[Crossref](#)]
 164. Hanno Lorenz, Fabian Stephany, Jan Kluge. 2023. The future of employment revisited: how model selection affects digitization risks. *Empirica* **50**:2, 323-350. [[Crossref](#)]
 165. Xiaozhong Li, Jun Ling. 2023. The Impact of Manufacturing Intelligence on Green Development Efficiency: A Study Based on Chinese Data. *Sustainability* **15**:9, 7553. [[Crossref](#)]
 166. Arthur Jacobs. 2023. Capital-augmenting technical change in the context of untapped automation opportunities. *Mathematical Social Sciences* **123**, 155-166. [[Crossref](#)]
 167. Liuchun Deng, Steffen Müller, Verena Plümpe, Jens Stegmaier. 2023. Robots and Female Employment in German Manufacturing. *AEA Papers and Proceedings* **113**, 224-228. [[Abstract](#)] [[View PDF article](#)] [[PDF with links](#)]
 168. Daron Acemoglu. 2023. Distorted Innovation: Does the Market Get the Direction of Technology Right?. *AEA Papers and Proceedings* **113**, 1-28. [[Abstract](#)] [[View PDF article](#)] [[PDF with links](#)]
 169. Philippe Aghion, Celine Antonin, Simon Bunel, Xavier Jaravel. 2023. The Local Labor Market Effects of Modern Manufacturing Capital: Evidence from France. *AEA Papers and Proceedings* **113**, 219-223. [[Crossref](#)]

170. Hila Chalutz-Ben Gal. 2023. Person–Skill Fit: Why a New Form of Employee Fit Is Required. *Academy of Management Perspectives* 37:2, 117-137. [[Crossref](#)]
171. Lee E. Ohanian, Musa Orak, Shihan Shen. 2023. Revisiting capital-skill complementarity, inequality, and labor share. *Review of Economic Dynamics* 108. . [[Crossref](#)]
172. Claudia Fontanari, Antonella Palumbo. 2023. Permanent scars: The effects of wages on productivity. *Metroeconomica* 74:2, 351-389. [[Crossref](#)]
173. Linhui Wang, Zhanguo Cao, Zhiqing Dong. 2023. Are artificial intelligence dividends evenly distributed between profits and wages? Evidence from the private enterprise survey data in China. *Structural Change and Economic Dynamics* 36. . [[Crossref](#)]
174. Juan Li, Shaoqi Ma, Yi Qu, Jiamin Wang. 2023. The impact of artificial intelligence on firms' energy and resource efficiency: Empirical evidence from China. *Resources Policy* 82, 103507. [[Crossref](#)]
175. Sicheng Wang, Elizabeth A. Mack, Jenna A. Van Fossen, Laura Medwid, Shelia R. Cotten, Chu-Hsiang Chang, John Mann, Steven R. Miller, Peter T. Savolainen, Nathan Baker. 2023. Assessing alternative occupations for truck drivers in an emerging era of autonomous vehicles. *Transportation Research Interdisciplinary Perspectives* 19, 100793. [[Crossref](#)]
176. Joanna Maria Bashford-Fernández, Ana Rodríguez-Álvarez. 2023. Measuring local employment multipliers and informal employment: a stochastic frontier approach. *Regional Studies* 108, 1-13. [[Crossref](#)]
177. Shengming Hu, Kai Lin, Bei Liu, Hui Wang. 2023. Does robotization improve the skill structure? The role of job displacement and structural transformation. *Applied Economics* 52, 1-16. [[Crossref](#)]
178. Meng Du, Yifan Zhang, Hai Dong, Xiangjun Zhou. 2023. Heterogeneous impact of artificial intelligence on carbon emission intensity: Empirical test based on provincial panel data in China. *Frontiers in Ecology and Evolution* 11. . [[Crossref](#)]
179. Qingyang Wu. 2023. Sustainable growth through industrial robot diffusion: Quasi-experimental evidence from a Bartik shift-share design. *Economics of Transition and Institutional Change* 22. . [[Crossref](#)]
180. Wu Yunxia, Hao Neng, Ma Yechi. 2023. The Effect of Digital Economy Development on Labor Employment. *Journal of Global Information Management* 31:6, 1-27. [[Crossref](#)]
181. Oscar Afonso. 2023. The Oscar goes to ... robots or humans? Competition in a directed technical change model with monetary policy. *Economics of Innovation and New Technology* 32:3, 323-342. [[Crossref](#)]
182. Yeongjun Yeo, Jeong-Dong Lee, Sungmoon Jung. 2023. Winners and losers in a knowledge-based economy: investigating the policy packages for an inclusive growth based on a computable general equilibrium analysis of Korea. *Journal of the Asia Pacific Economy* 28:2, 420-456. [[Crossref](#)]
183. Andrea Szalavetz. 2023. Digital technologies shaping the nature and routine intensity of shopfloor work. *Competition & Change* 27:2, 277-301. [[Crossref](#)]
184. Ana Lucia Abeliánsky, Klaus Pretzner. 2023. Automation and population growth: Theory and cross-country evidence. *Journal of Economic Behavior & Organization* 208, 345-358. [[Crossref](#)]
185. Jiaqi Chang, Qingxin Lan, Wan Tang, Hailong Chen, Jun Liu, Yunpeng Duan. 2023. Research on the Impact of Digital Economy on Manufacturing Total Factor Productivity. *Sustainability* 15:7, 5683. [[Crossref](#)]
186. Chaofeng Lyu, Shuxin Deng, Zewei Dai. 2023. Emissions Trading Systems, Structure Adjustment and Air Pollution Reduction: Evidence from Enterprises in China. *Sustainability* 15:7, 6158. [[Crossref](#)]
187. Shi Chen, Yang Yang, Tingting Wu. 2023. Digital economy and green total factor productivity—based on the empirical research on the resource-based cities. *Environmental Science and Pollution Research* 30:16, 47394-47407. [[Crossref](#)]

188. Manuel Carlos Nogueira, Mara Madaleno. 2023. Skill-Biased Technological Change and Gender Inequality across OECD Countries—A Simultaneous Approach. *Economies* 11:4, 115. [[Crossref](#)]
189. MATHIEU AUBRY, ROMAN KRÄUSSL, GUSTAVO MANSO, CHRISTOPHE SPAENJERS. 2023. Biased Auctioneers. *The Journal of Finance* 78:2, 795-833. [[Crossref](#)]
190. Zhe Sun, Liang Zhao, Puneet Kaur, Nazrul Islam, Amandeep Dhir. 2023. Theorizing the relationship between the digital economy and firm productivity: The idiosyncrasies of firm-specific contexts. *Technological Forecasting and Social Change* 189, 122329. [[Crossref](#)]
191. Giacomo Damioli, Vincent Van Roy, Daniel Vertesy, Marco Vivarelli. 2023. AI technologies and employment: micro evidence from the supply side. *Applied Economics Letters* 30:6, 816-821. [[Crossref](#)]
192. Zhang Cheng, Juanjuan Zhang. 2023. The impact of air quality on industrial intelligence: evidence from Chinese industrial firms. *Journal of Environmental Planning and Management* 1-22. [[Crossref](#)]
193. Bino Paul, Rahul Shaji, Unmesh Patnaik, Ashraf Pulikkamath, Irfan Ahmed, Soumen Ghosh. 2023. Transition to sustainable development in the tanning industry: Evidence from leather value chain in Tamil Nadu, India. *Sustainable Development* 32. . [[Crossref](#)]
194. JACOB A. KERSPIEN, JAKOB B. MADSEN. 2023. Markup, Tobin's q, and the Increasing Capital Share. *Journal of Money, Credit and Banking* . [[Crossref](#)]
195. Rafael Novella, David Rosas-Shady, Alfredo Alvarado. 2023. Are we nearly there yet? New technology adoption and labor demand in Peru. *Science and Public Policy* 21. . [[Crossref](#)]
196. Zijiang Hu, Xiao Zhang, Chen Yue, Yiye Huang, Ling Sun, Yang Huo. 2023. Employment impacts of industrial transformation in China: A case study of Yangtze River Delta. *Frontiers in Sustainable Food Systems* 7. . [[Crossref](#)]
197. Christian-Andreas Schumann, Chantal Runte, Cornelia M. Enger, Anna-Maria Nitsche. The Smart Job Factory 40-60. [[Crossref](#)]
198. Sonja Brauner, Matthias Murawski, Markus Bick. 2023. The development of a competence framework for artificial intelligence professionals using probabilistic topic modelling. *Journal of Enterprise Information Management* 40. . [[Crossref](#)]
199. Merih ANGIN, Orçun DOĞMAZER. 2023. Hindistan'ın Yapay Zekâ Gelişimi Üzerine Bir İnceleme. *Mevzu – Sosyal Bilimler Dergisi* :9, 323-349. [[Crossref](#)]
200. Samuele Ialenti, Guido Pialli. 2023. The increase in the elasticity of substitution between capital and labour: a repeated cross-country investigation. *Economics of Innovation and New Technology* 18, 1-21. [[Crossref](#)]
201. Hongshan Ai, Zhengqing Zhou, Ying Yan. 2023. The impact of Smart city construction on labour spatial allocation: Evidence from China. *Applied Economics* 27, 1-20. [[Crossref](#)]
202. John Chung, Yong Suk Lee. 2023. The Evolving Impact of Robots on Jobs. *ILR Review* 76:2, 290-319. [[Crossref](#)]
203. Lorenzo Cresti, Giovanni Dosi, Giorgio Fagiolo. 2023. Technological interdependencies and employment changes in European industries. *Structural Change and Economic Dynamics* 64, 41-57. [[Crossref](#)]
204. Chiara Cimini, David Romero, Roberto Pinto, Sergio Cavalieri. 2023. Task Classification Framework and Job-Task Analysis Method for Understanding the Impact of Smart and Digital Technologies on the Operators 4.0 Job Profiles. *Sustainability* 15:5, 3899. [[Crossref](#)]
205. Li Chen, Yuanbo Zhang. 2023. Does the Development of the Digital Economy Promote Common Prosperity?—Analysis Based on 284 Cities in China. *Sustainability* 15:5, 4688. [[Crossref](#)]
206. Fulian Li, Wuwei Zhang. 2023. Research on the Effect of Digital Economy on Agricultural Labor Force Employment and Its Relationship Using SEM and fsQCA Methods. *Agriculture* 13:3, 566. [[Crossref](#)]

207. Fei Wang, Linwei Ye. 2023. Digital Transformation and Export Quality of Chinese Products: An Analysis Based on Innovation Efficiency and Total Factor Productivity. *Sustainability* 15:6, 5395. [[Crossref](#)]
208. Cheng Qian, Chun Zhu, Duen-Huang Huang, Shangfeng Zhang. 2023. Examining the influence mechanism of artificial intelligence development on labor income share through numerical simulations. *Technological Forecasting and Social Change* 188, 122315. [[Crossref](#)]
209. Charles Fang Chin Cheng, Qianqian Yuan, Cheng Hua, Yunqing Xu, Nicola Cantore, Ke Wang. 2023. Global Inclusive and Sustainable Competitive Industrial Performance (ISCIP): An efficiency based spatio-temporal analysis for 139 countries. *Applied Energy* 333, 120603. [[Crossref](#)]
210. Manoj Kulchania. 2023. Productivity and payout policy. *European Financial Management* 29:2, 588-633. [[Crossref](#)]
211. Duc Khuong Nguyen, Georgios Sermpinis, Charalampos Stasinakis. 2023. Big data, artificial intelligence and machine learning: A transformative symbiosis in favour of financial technology. *European Financial Management* 29:2, 517-548. [[Crossref](#)]
212. Franziska Brall, Ramona Schmid. 2023. Automation, robots and wage inequality in Germany: A decomposition analysis. *LABOUR* 37:1, 33-95. [[Crossref](#)]
213. Christian H. Ebeke, Kodjovi M. Eklou. 2023. Automation and the employment elasticity of fiscal policy. *Journal of Macroeconomics* 75, 103502. [[Crossref](#)]
214. Richard B. Freeman, Buyuan Yang, Baitao Zhang. 2023. Data deepening and nonbalanced economic growth. *Journal of Macroeconomics* 75, 103503. [[Crossref](#)]
215. Jian Song, Yang Chen, Fushu Luan. 2023. Air pollution, water pollution, and robots: Is technology the panacea. *Journal of Environmental Management* 330, 117170. [[Crossref](#)]
216. Lingzheng Yu, Yao Wang, Xiahai Wei, Chenyu Zeng. 2023. Towards low-carbon development: The role of industrial robots in decarbonization in Chinese cities. *Journal of Environmental Management* 330, 117216. [[Crossref](#)]
217. Guoge Yang, Feng Deng. 2023. Can digitalization improve enterprise sustainability?—Evidence from the resilience perspective of Chinese firms. *Heliyon* 9:3, e14607. [[Crossref](#)]
218. Xiang Deng, Meng Guo, Yuyan Liu. 2023. Digital economy development and the urban-rural income gap: Evidence from Chinese cities. *PLOS ONE* 18:2, e0280225. [[Crossref](#)]
219. GUILLAUME BAZOT. 2023. Deregulation and Financial Intermediation Cost: An International Comparison. *Journal of Money, Credit and Banking* 120. . [[Crossref](#)]
220. Xuan V. Tran. 2023. Using Slutsky equation to find the hotel growth model in the destination life cycle: an empirical study in Myrtle Beach. *International Hospitality Review* 108. . [[Crossref](#)]
221. Jiawu Gan, Lihua Liu, Gang Qiao, Qin Zhang. 2023. The role of robot adoption in green innovation: Evidence from China. *Economic Modelling* 119, 106128. [[Crossref](#)]
222. Hua Zhang, Qiwang Zhang. 2023. How Does Digital Transformation Facilitate Enterprise Total Factor Productivity? The Multiple Mediators of Supplier Concentration and Customer Concentration. *Sustainability* 15:3, 1896. [[Crossref](#)]
223. Senhua Huang, Feng Han, Lingming Chen. 2023. Can the Digital Economy Promote the Upgrading of Urban Environmental Quality?. *International Journal of Environmental Research and Public Health* 20:3, 2243. [[Crossref](#)]
224. J. Carter Braxton, Bledi Taska. 2023. Technological Change and the Consequences of Job Loss. *American Economic Review* 113:2, 279-316. [[Abstract](#)] [[View PDF article](#)] [[PDF with links](#)]
225. Jennings Byrd, Paige Paquette. 2023. Frankenstein: a creation of artificial intelligence?. *AI & SOCIETY* 38:1, 331-342. [[Crossref](#)]

226. David Klenert, Enrique Fernández-Macías, José-Ignacio Antón. 2023. Do robots really destroy jobs? Evidence from Europe. *Economic and Industrial Democracy* 44:1, 280-316. [[Crossref](#)]
227. Yu Qian, Jun Liu, Lifan Shi, Jeffrey Yi-Lin Forrest, Zhidan Yang. 2023. Can artificial intelligence improve green economic growth? Evidence from China. *Environmental Science and Pollution Research* 30:6, 16418-16437. [[Crossref](#)]
228. Yu Liu, Mingde Jia. 2023. The Impact of Population Aging on Green Innovation: An Empirical Analysis Based on Inter-Provincial Data in China. *Sustainability* 15:4, 3305. [[Crossref](#)]
229. Kedong Yin, Fangfang Cai, Chong Huang. 2023. How does artificial intelligence development affect green technology innovation in China? Evidence from dynamic panel data analysis. *Environmental Science and Pollution Research* 30:10, 28066-28090. [[Crossref](#)]
230. Luis Garcia-Covarrubias, Doris Läßle, Emma Dillon, Fiona Thorne. 2023. Automation and efficiency: A latent class analysis of Irish dairy farms. *Q Open* 3:1. . [[Crossref](#)]
231. Sean J. Flynn, Andra Ghent. 2023. Does Main Street Benefit from What Benefits Wall Street?. *Journal of Financial and Quantitative Analysis* 11, 1-37. [[Crossref](#)]
232. Annie Hammang. 2023. Troubleshooting: The Automation of Synthetic Biology and the Labor of Technological Futures. *Science, Technology, & Human Values* 28, 016224392211495. [[Crossref](#)]
233. P. A. Hancock. 2023. Machining the mind to mind the machine. *Theoretical Issues in Ergonomics Science* 24:1, 111-128. [[Crossref](#)]
234. Roberto Antoniotti, Luca Cattani, Francesca Gambarotto, Giulio Pedrini. 2023. Education, routine, and complexity-biased Key Enabling Technologies: evidence from Emilia-Romagna, Italy. *Industry and Innovation* 30:1, 103-134. [[Crossref](#)]
235. Pablo Casas, José L. Torres. 2023. Automation, automatic capital returns, and the functional income distribution. *Economics of Innovation and New Technology* 32:1, 113-135. [[Crossref](#)]
236. Henri Bussink, Bas ter Weel. 2023. Costs and benefits of an individual learning account (ILA): A simulation analysis for the Netherlands. *Economic Modelling* 118, 106085. [[Crossref](#)]
237. Shmuel San. 2023. Labor Supply and Directed Technical Change: Evidence from the Termination of the Bracero Program in 1964. *American Economic Journal: Applied Economics* 15:1, 136-163. [[Abstract](#)] [[View PDF article](#)] [[PDF with links](#)]
238. Leandro Rachel Arguello, Michel Angelo Constantino, Antonio Carlos Dorsa, Diego Bezerra de Souza, Flavio Henrique Souza de Araújo, Thiago Teixeira Pereira, Cristiane Martins Viegas de Oliveira. 2023. Innovation, Networks and Emerging Jobs. *International Journal for Innovation Education and Research* 11:1, 8-22. [[Crossref](#)]
239. Jakob Madsen, Holger Strulik. 2023. Testing unified growth theory: Technological progress and the child quantity-quality tradeoff. *Quantitative Economics* 14:1, 235-275. [[Crossref](#)]
240. Joachim Hubmer. 2023. The Race Between Preferences and Technology. *Econometrica* 91:1, 227-261. [[Crossref](#)]
241. Nikolaos Antonakakis, Menbere Workie. 2023. Is there an Aging Population Kuznets Curve?. *SSRN Electronic Journal* 107. . [[Crossref](#)]
242. Herbert Dawid, Michael Neugart. 2023. Effects of technological change and automation on industry structure and (wage-)inequality: insights from a dynamic task-based model. *Journal of Evolutionary Economics* 33:1, 35-63. [[Crossref](#)]
243. Yanglei Jia, Keke Zheng, Yiting Zhou, Mengjie Yuan. 2023. How to carry out technological innovation in the rare earth industry?. *Journal of Industrial and Management Optimization*, ahead of print0-0. [[Crossref](#)]
244. Gilles Dufrénot. Is There Any Evidence of a Deterioration of Production Capacities in the Advanced Economies? 15-71. [[Crossref](#)]

245. Silke Anger, Pascal Heß, Simon Janssen, Ute Leber. Employment-Related Further Training in a Dynamic Labour Market 319-336. [[Crossref](#)]
246. Nicoletta Corrocher, Daniele Moschella, Jacopo Staccioli, Marco Vivarelli. 2023. Innovation and the Labor Market: Theory, Evidence and Challenges. *SSRN Electronic Journal* 4. . [[Crossref](#)]
247. Yunhao Zhang, Renee Gosline. 2023. People's Perceptions (and Bias) Toward Creative Content Generated by Ai (ChatGPT-4), Human Experts, and Human-AI Collaboration. *SSRN Electronic Journal* 108. . [[Crossref](#)]
248. Kaijie Tang, Gongyan Yang. 2023. Does digital infrastructure cut carbon emissions in Chinese cities?. *Sustainable Production and Consumption* 35, 431-443. [[Crossref](#)]
249. Kazuyuki Inagaki. 2023. The Rise of Robot Capital and Its Impact on International Capital Flows. *SSRN Electronic Journal* 108. . [[Crossref](#)]
250. Jeremy Atack, Robert Margo, Paul W. Rhode. 2023. De-Skilling: Evidence from Late Nineteenth Century American Manufacturing. *SSRN Electronic Journal* 108. . [[Crossref](#)]
251. Jilei Huang, Yi Sun, Liyan Yang. 2023. Does Digitalization Widen Labor Income Inequality?. *SSRN Electronic Journal* 113. . [[Crossref](#)]
252. Thomas Conlon, John Cotter, Baris Ince. 2023. More Robots Less Cost of Equity. *SSRN Electronic Journal* 4. . [[Crossref](#)]
253. Piercarlo Ravazzi, Agostino Villa. Economic Effects of Automation 77-101. [[Crossref](#)]
254. Sean S. Cao, Yichen Cheng, Meng Wang, Yusen Xia, Baozhong Yang. 2023. Visual Information in the Age of AI: Evidence from Corporate Executive Presentations. *SSRN Electronic Journal* 108. . [[Crossref](#)]
255. Hei Sing Chan, Yichen Zhou. 2023. Charged Up? Distributional Impacts of Green Energy on Local Labor Markets. *SSRN Electronic Journal* . [[Crossref](#)]
256. Liwa Rachel Ngai, Orhun Sevinc. 2023. A Multisector Perspective on Wage Stagnation. *SSRN Electronic Journal* 4. . [[Crossref](#)]
257. Kym Anderson, Sundar Ponnusamy. 2023. Structural transformation away from agriculture in growing open economies. *Agricultural Economics* 54:1, 62-76. [[Crossref](#)]
258. Michael Kuhn, Klaus Prettnner. 2023. Rising Longevity, Increasing the Retirement Age, and the Consequences for Knowledge-based Long-run Growth. *Economica* 90:357, 39-64. [[Crossref](#)]
259. Wenyi Lu, Shilong Zhuang, Siyuan Fan. 2023. Losing Trust when Pursuing Development: How Automation Hindered Political Trust in China?. *SSRN Electronic Journal* . [[Crossref](#)]
260. Huijie Zhong, Xinran Zhang, Johnny Chan, Chao Yan. 2023. Industrial Robots and Firm Innovation: Big Data Evidence from China. *SSRN Electronic Journal* 108. . [[Crossref](#)]
261. Jeremy Bertomeu, Yupeng Lin, Yibin Liu, Zhenghui Ni. 2023. Capital Market Consequences of Generative AI: Early Evidence from the Ban of ChatGPT in Italy. *SSRN Electronic Journal* 31. . [[Crossref](#)]
262. George F. Loewenstein, Zachary Wojtowicz. 2023. The Economics of Attention. *SSRN Electronic Journal* 136. . [[Crossref](#)]
263. Unnati Narang. 2023. Bot to School: The Impact of Generative Artificial Intelligence in Online Learning Platforms. *SSRN Electronic Journal* 108. . [[Crossref](#)]
264. David J. Deming. Multidimensional human capital and the wage structure 469-504. [[Crossref](#)]
265. Leonid Kogan, Dimitris Papanikolaou, Lawrence Schmidt, Bryan Seegmiller. 2023. Technology and Labor Displacement: Evidence from Linking Patents with Worker-Level Data. *SSRN Electronic Journal* 4. . [[Crossref](#)]

266. David E. Bloom, Klaus Prettner, Jamel Saadaoui, Mario Veruete. 2023. Artificial intelligence and the skill premium. *SSRN Electronic Journal* **159**. . [[Crossref](#)]
267. Fabrizio Leone. 2023. Global Robots. *SSRN Electronic Journal* **108**. . [[Crossref](#)]
268. Yunhao Zhang, Renée Gosline. 2023. Human favoritism, not AI aversion: People's perceptions (and bias) toward generative AI, human experts, and human–GAI collaboration in persuasive content generation. *Judgment and Decision Making* **18**. . [[Crossref](#)]
269. Pengqing Zhang. 2022. Can public subsidy on education reduce wage inequality in the presence of automation?. *Economic Research-Ekonomska Istraživanja* **35**:1, 6850–6866. [[Crossref](#)]
270. SULING FENG, YU CHONG, YANG YANG, XIANGRU HAO. 2022. DIGITIZATION AND TOTAL FACTOR PRODUCTIVITY: EVIDENCE FROM CHINA. *The Singapore Economic Review* **108**, 1-33. [[Crossref](#)]
271. Tyler Baldwin, Wyatt Clarke, Maysa M. Garcia de Macedo, Rogerio de Paula, Subhro Das. Better Skill-based Job Representations, Assessed via Job Transition Data 2182–2185. [[Crossref](#)]
272. Jie Zhou, Hanlin Lan, Cheng Zhao, Wenhuan Wang. 2022. The employment effects of digital infrastructure: firm-level evidence from the 'Broadband China' strategy. *Technology Analysis & Strategic Management* **3**, 1-15. [[Crossref](#)]
273. Lu Mian, Ridzuan Hussin, Mgr. Gabriela Slaninová, Yusra Shahzadi. 2022. The impact of E-education and innovation on unemployment reduction among graduates: A way forward for higher educational institutes. *Frontiers in Psychology* **13**. . [[Crossref](#)]
274. Jakob Grazzini, Lorenza Rossi. 2022. Firm Ex Ante Heterogeneity, Entry and the Labour Share. *The Economic Journal* **133**:649, 235-257. [[Crossref](#)]
275. Fu Xian. Quantifying the impact of artificial intelligence technology on China's manufacturing employment 46. [[Crossref](#)]
276. Thomas Gries, Wim Naudé. 2022. Modelling artificial intelligence in economics. *Journal for Labour Market Research* **56**:1. . [[Crossref](#)]
277. Stephan Brunow, Stefanie Lösch, Ostap Okhrin. 2022. Labor market tightness and individual wage growth: evidence from Germany. *Journal for Labour Market Research* **56**:1. . [[Crossref](#)]
278. Pei Zhang, Jiaoe Wang, Mengming Li, Fan Xiao. 2022. Research on the mechanism of information infrastructure affecting industrial structure upgrading. *Scientific Reports* **12**:1. . [[Crossref](#)]
279. Jiaoning Zhang, Xiaoyu Ma, Jiamin Liu. 2022. How Can the Digital Economy and Human Capital Improve City Sustainability. *Sustainability* **14**:23, 15617. [[Crossref](#)]
280. Fanar Shwede, Ahmad Aburayya, Raghad Alfaisal, Ayotunde Adetola Adelaja, Gbemisola Ogbolu, Abid Aldhuhoori, Said Salloum. 2022. SMEs' Innovativeness and Technology Adoption as Downsizing Strategies during COVID-19: The Moderating Role of Financial Sustainability in the Tourism Industry Using Structural Equation Modelling. *Sustainability* **14**:23, 16044. [[Crossref](#)]
281. Bedoor AlShebli, Enshu Cheng, Marcin Waniek, Ramesh Jagannathan, Pablo Hernández-Lagos, Talal Rahwan. 2022. Beijing's central role in global artificial intelligence research. *Scientific Reports* **12**:1. . [[Crossref](#)]
282. Qiao Wen. 2022. Trends in College–High School Wage Differentials in China: The Role of Cohort-Specific Labor Supply Shift. *Sustainability* **14**:24, 16917. [[Crossref](#)]
283. G. Dosi, M.C. Pereira, A. Roventini, M.E. Virgillito. 2022. Technological paradigms, labour creation and destruction in a multi-sector agent-based model. *Research Policy* **51**:10, 104565. [[Crossref](#)]
284. Sergio Feijoo Moreira. 2022. Inside the decline of the labor share: Technical change, market power, and structural change. *Journal of Economic Dynamics and Control* **145**, 104566. [[Crossref](#)]

285. Chinchih Chen, Carl Benedikt Frey, Giorgio Presidente. 2022. Automation or globalization? The impacts of robots and Chinese imports on jobs in the United Kingdom. *Journal of Economic Behavior & Organization* **204**, 528-542. [[Crossref](#)]
286. Minji Rhyu, Sungwon Lee. 2022. Distributional Effects of Fourth Industrial Revolution Technology on Productivity: Evidence from Korean Firm-level Data. *International Journal of Empirical Economics* **01:04**. . [[Crossref](#)]
287. Qiguo Gong, Guohui Chen, Wen Zhang, Hui Wang. 2022. The role of humans in flexible smart factories. *International Journal of Production Economics* **254**, 108639. [[Crossref](#)]
288. Nabila Abid, Filippo Marchesani, Federica Ceci, Francesca Masciarelli, Fayyaz Ahmad. 2022. Cities trajectories in the digital era: Exploring the impact of technological advancement and institutional quality on environmental and social sustainability. *Journal of Cleaner Production* **377**, 134378. [[Crossref](#)]
289. Laura Mariana Cismas, Cornelia Dumitru, Teodor Negrut. 2022. Labour Market Challenges: Will There Be “Dystopian” Risks?. *Timisoara Journal of Economics and Business* **15:1**, 91-110. [[Crossref](#)]
290. Yu Zhou, Yuan Cheng, Yunqing Zou, Guangjian Liu. 2022. e-HRM: A meta-analysis of the antecedents, consequences, and cross-national moderators. *Human Resource Management Review* **32:4**, 100862. [[Crossref](#)]
291. John Gilbert, Onur A. Koska, Reza Oladi. 2022. Labor-eliminating technology, wage inequality, and trade protectionism. *Journal of Public Economic Theory* **24:6**, 1249-1265. [[Crossref](#)]
292. Bharat Hazari, Jennifer T. Lai, Vijay Mohan. 2022. A Note on the Implications of Automation and Artificial Intelligence for International Trade. *Arthaniti: Journal of Economic Theory and Practice* **4**, 097674792211291. [[Crossref](#)]
293. Toon Van Overbeke. 2022. Conflict or cooperation? Exploring the relationship between cooperative institutions and robotisation. *British Journal of Industrial Relations* **33**. . [[Crossref](#)]
294. Bettina Peters, Bernhard Dachs, Martin Hud, Christian Köhler. 2022. Employment and innovation in recessions: firm-level evidence from European Countries. *Industrial and Corporate Change* **31:6**, 1460-1493. [[Crossref](#)]
295. Tania Babina, Sabrina T Howell. 2022. Entrepreneurial Spillovers from Corporate R&D. *Journal of Labor Economics* **4**. . [[Crossref](#)]
296. Cui Wei, Wan An-Wei, Sonia Kumari. 2022. Do more get more: Monopoly appropriation of labor income in manufacturing companies. *Frontiers in Environmental Science* **10**. . [[Crossref](#)]
297. Charles I. Jones. 2022. The End of Economic Growth? Unintended Consequences of a Declining Population. *American Economic Review* **112:11**, 3489-3527. [[Abstract](#)] [[View PDF article](#)] [[PDF with links](#)]
298. Zhihui Dai, Yue Niu, Hongru Zhang, Xiaodi Niu. 2022. Impact of the Transforming and Upgrading of China’s Labor-Intensive Manufacturing Industry on the Labor Market. *Sustainability* **14:21**, 13750. [[Crossref](#)]
299. Huajie Jiang, Qiguo Gong. 2022. Does Skill Polarization Affect Wage Polarization? U.S. Evidence 2009–2021. *Sustainability* **14:21**, 13947. [[Crossref](#)]
300. Desheng Yu, Lihua Yang, Yuping Xu. 2022. The Impact of the Digital Economy on High-Quality Development: An Analysis Based on the National Big Data Comprehensive Test Area. *Sustainability* **14:21**, 14468. [[Crossref](#)]
301. Yuxuan Xu, Jie Lyu, Ying Xue, Hongbin Liu. 2022. Does the Agricultural Productive Service Embedded Affect Farmers’ Family Economic Welfare Enhancement? An Empirical Analysis in Black Soil Region in China. *Agriculture* **12:11**, 1880. [[Crossref](#)]

302. Linxiong Chen, Changbiao Zhong, Chong Li. 2022. Research on the Impact of the Digital Economy on China's New-Type Urbanization: Based on Spatial and Mediation Models. *Sustainability* **14**:22, 14843. [[Crossref](#)]
303. Sagarika Mishra, Michael T. Ewing, Holly B. Cooper. 2022. Artificial intelligence focus and firm performance. *Journal of the Academy of Marketing Science* **50**:6, 1176-1197. [[Crossref](#)]
304. Liang Liu, Yuhan Zhang, Xiujuan Gong, Mengyue Li, Xue Li, Donglin Ren, Pan Jiang. 2022. Impact of Digital Economy Development on Carbon Emission Efficiency: A Spatial Econometric Analysis Based on Chinese Provinces and Cities. *International Journal of Environmental Research and Public Health* **19**:22, 14838. [[Crossref](#)]
305. Luís Guimarães, Pedro Mazedo Gil. 2022. Looking ahead at the effects of automation in an economy with matching frictions. *Journal of Economic Dynamics and Control* **144**, 104538. [[Crossref](#)]
306. Ke An, Yike Shan, Sheng Shi. 2022. Impact of Industrial Intelligence on Total Factor Productivity. *Sustainability* **14**:21, 14535. [[Crossref](#)]
307. Siliang Guo, Yanhua Diao, Junliang Du. 2022. Coupling Coordination Measurement and Evaluation of Urban Digitalization and Green Development in China. *International Journal of Environmental Research and Public Health* **19**:22, 15379. [[Crossref](#)]
308. Linhui Wang, Hui Wang, Zhanglu Cao, Yongda He, Zhiqing Dong, Shixiang Wang. 2022. Can industrial intellectualization reduce carbon emissions? — Empirical evidence from the perspective of carbon total factor productivity in China. *Technological Forecasting and Social Change* **184**, 121969. [[Crossref](#)]
309. Ludovic Panon. 2022. Labor share, foreign demand and superstar exporters. *Journal of International Economics* **139**, 103678. [[Crossref](#)]
310. Changqing Lin, Shengpeng Xiao, Zihui Yin. 2022. How do industrial robots applications affect the quality upgrade of Chinese export trade?. *Telecommunications Policy* **46**:10, 102425. [[Crossref](#)]
311. Christos A. Makridis, Saurabh Mishra. 2022. Artificial Intelligence as a Service, Economic Growth, and Well-Being. *Journal of Service Research* **25**:4, 505-520. [[Crossref](#)]
312. Miruna Sarbu. 2022. Does telecommuting kill service innovation?. *Research in Transportation Economics* **95**, 101206. [[Crossref](#)]
313. Arpan Kumar Kar, Shweta Kumari Choudhary, Vinay Kumar Singh. 2022. How can artificial intelligence impact sustainability: A systematic literature review. *Journal of Cleaner Production* **376**, 134120. [[Crossref](#)]
314. Xiaona Meng, Shichun Xu, Jingnan Zhang. 2022. How does industrial intelligence affect carbon intensity in China? Empirical analysis based on Chinese provincial panel data. *Journal of Cleaner Production* **376**, 134273. [[Crossref](#)]
315. Ying Liu, Steve Liu, Ziqi Wu, Yi Xiao. 2022. How do technological innovations affect corporate investment and hiring?. *The North American Journal of Economics and Finance* **62**, 101759. [[Crossref](#)]
316. Peter J. Buckley, Roger Strange, Marcel P. Timmer, Gaaitzen J. de Vries. 2022. Rent appropriation in global value chains: The past, present, and future of intangible assets. *Global Strategy Journal* **12**:4, 679-696. [[Crossref](#)]
317. Xiao Jie Liu, Haiyue Liu, Shi Yi Liu, Jim Huangnan Shen, Chien-Chiang Lee. 2022. Profit sharing, industrial upgrading, and global supply chains: Theory and evidence. *Review of Development Economics* **26**:4, 2454-2493. [[Crossref](#)]
318. Eva Erman, Markus Furendal. 2022. The Global Governance of Artificial Intelligence: Some Normative Concerns. *Moral Philosophy and Politics* **9**:2, 267-291. [[Crossref](#)]

319. Domicián Máté, Judit Oláh, Edina Erdei, Ni Made Estiyanti, Zoltán Bács, Sándor Kovács. 2022. The impacts of sustainable industrial revolution (IR) on the profitability of Hungarian food companies. *Frontiers in Sustainable Food Systems* 6. . [[Crossref](#)]
320. Jun Liu, Liang Liu, Yu Qian, Shunfeng Song. 2022. The effect of artificial intelligence on carbon intensity: Evidence from China's industrial sector. *Socio-Economic Planning Sciences* 83, 101002. [[Crossref](#)]
321. Jakub Growiec. 2022. AUTOMATION, PARTIAL AND FULL. *Macroeconomic Dynamics* 26:7, 1731-1755. [[Crossref](#)]
322. Zhiqiang Zhou, Wenyan Liu, Pengfei Cheng, Zhenjin Li. 2022. The Impact of the Digital Economy on Enterprise Sustainable Development and Its Spatial-Temporal Evolution: An Empirical Analysis Based on Urban Panel Data in China. *Sustainability* 14:19, 11948. [[Crossref](#)]
323. Nai-Chun Wang, Deng-Kui Si, Chun-Feng Dong. 2022. Social Insurance Burden and Corporate Environmental Performance: Evidence from China. *Sustainability* 14:19, 12104. [[Crossref](#)]
324. Ida Merete Enholm, Emmanouil Papagiannidis, Patrick Mikalef, John Krogstie. 2022. Artificial Intelligence and Business Value: a Literature Review. *Information Systems Frontiers* 24:5, 1709-1734. [[Crossref](#)]
325. Jun Zhu, Jingting Zhang, Yiqing Feng. 2022. Hard budget constraints and artificial intelligence technology. *Technological Forecasting and Social Change* 183, 121889. [[Crossref](#)]
326. M. Omar Parvez, Ali Öztüren, Cihan Cobanoglu, Huseyin Arasli, Kayode K. Eluwole. 2022. Employees' perception of robots and robot-induced unemployment in hospitality industry under COVID-19 pandemic. *International Journal of Hospitality Management* 107, 103336. [[Crossref](#)]
327. Siyu Huang, Yi Shi, Qinghua Chen, Xiaomeng Li. 2022. The growth path of high-tech industries: Statistical laws and evolution demands. *Physica A: Statistical Mechanics and its Applications* 603, 127719. [[Crossref](#)]
328. Xiaomeng Zhang, Chu Wei. 2022. The economic and environmental impacts of information and communication technology: A state-of-the-art review and prospects. *Resources, Conservation and Recycling* 185, 106477. [[Crossref](#)]
329. Debraj Ray, Dilip Mookherjee. 2022. Growth, automation, and the long-run share of labor. *Review of Economic Dynamics* 46, 1-26. [[Crossref](#)]
330. Jaedo Choi, Hyungsik Roger Moon, Jin Seo Cho. 2022. SEQUENTIALLY ESTIMATING THE STRUCTURAL EQUATION BY POWER TRANSFORMATION. *Econometric Theory* 4, 1-64. [[Crossref](#)]
331. Xuan Zhang, Feiyang Lin, Yue Wang, Mingliang Wang. 2022. The impact of digital economy on employment polarization: an analysis based on Chinese provincial panel data. *Labor History* 63:5, 636-651. [[Crossref](#)]
332. Luciana Lazeretti. 2022. What is the role of culture facing the digital revolution challenge? Some reflections for a research agenda. *European Planning Studies* 30:9, 1617-1637. [[Crossref](#)]
333. Amy Van Looy. 2022. Employees' attitudes towards intelligent robots: a dilemma analysis. *Information Systems and e-Business Management* 20:3, 371-408. [[Crossref](#)]
334. Guan Huaping, Guo Binhua. 2022. Digital economy and demand structure of skilled talents — analysis based on the perspective of vertical technological innovation. *Telematics and Informatics Reports* 7, 100010. [[Crossref](#)]
335. Jeremy Atack, Robert A. Margo, Paul W. Rhode. 2022. "Mechanization Takes Command?": Powered Machinery and Production Times in Late Nineteenth-Century American Manufacturing. *The Journal of Economic History* 82:3, 663-689. [[Crossref](#)]

336. S. S. Merzlyakov. 2022. Posthumanism vs. Transhumanism: From the “End of Exceptionalism” to “Technological Humanism”. *Herald of the Russian Academy of Sciences* **92**:S6, S475-S482. [[Crossref](#)]
337. Heikki Hiilamo. 2022. A Truly Missed Opportunity: The Political Context and Impact of the Basic Income Experiment in Finland. *European Journal of Social Security* **24**:3, 177-191. [[Crossref](#)]
338. Anatolijs Prohorovs, Julija Bistrova. 2022. Labour Share Convergence in the European Union. *Economies* **10**:9, 207. [[Crossref](#)]
339. Huaping Guan, Binhua Guo, Jianwu Zhang. 2022. Study on the Impact of the Digital Economy on the Upgrading of Industrial Structures—Empirical Analysis Based on Cities in China. *Sustainability* **14**:18, 11378. [[Crossref](#)]
340. Luis Felipe Sáenz. 2022. Time-varying capital intensities and the hump-shaped evolution of economic activity in manufacturing. *Journal of Macroeconomics* **73**, 103429. [[Crossref](#)]
341. Hongjuan Zhi, Lingyun Ni, Dandan Zhu. 2022. The impact of emission trading system on clean energy consumption of enterprises: Evidence from a quasi-natural experiment in China. *Journal of Environmental Management* **318**, 115613. [[Crossref](#)]
342. Constantine Angyridis, Haiwen Zhou. 2022. Search, technology choice, and unemployment. *International Studies of Economics* **17**:3, 296-310. [[Crossref](#)]
343. Laura Abrardi, Carlo Cambini, Laura Rondi. 2022. Artificial intelligence, firms and consumer behavior: A survey. *Journal of Economic Surveys* **36**:4, 969-991. [[Crossref](#)]
344. Jasmine Mondolo. 2022. The composite link between technological change and employment: A survey of the literature. *Journal of Economic Surveys* **36**:4, 1027-1068. [[Crossref](#)]
345. Barbara Błaszczak. 2022. Nowe ulgi na innowacje w podatku dochodowym od osób prawnych – ulga na robotyzację oraz ulga na prototyp. *Doradztwo Podatkowe - Biuletyn Instytutu Studiów Podatkowych* **8**:312, 24-30. [[Crossref](#)]
346. Selen UTLU KOÇDEMİR, Tuğba ÖZYILDIZ. 2022. İnovasyon ve İstihdam İlişkisi: NIC Ülkeleri Örneği. *Kabramanmaraş Sütçü İmam Üniversitesi Sosyal Bilimler Dergisi* **19**:2, 1057-1068. [[Crossref](#)]
347. Christian Colceriu, Benedikt Leichtmann, Sigrid Brell-Cokcan, Wolfgang Jonas, Verena Nitsch. From Task Analysis to Wireframe Design: An Approach to User-Centered Design of a GUI for Mobile HRI at Assembly Workplaces 876-883. [[Crossref](#)]
348. Fei Li, Yan Chen, Jaime Ortiz, Mengyang Wei. 2022. The theory of multinational enterprises in the digital era: state-of-the-art and research priorities. *International Journal of Emerging Markets* **108**. . [[Crossref](#)]
349. Yutong Liu, Peiyi Song. 2022. Creating Sustainable Cultural Industries: The Perspective of Artificial Intelligence and Global Value Chain. *Journal of Environmental and Public Health* **2022**, 1-11. [[Crossref](#)]
350. Charles I. Jones. 2022. The Past and Future of Economic Growth: A Semi-Endogenous Perspective. *Annual Review of Economics* **14**:1, 125-152. [[Crossref](#)]
351. Gene M. Grossman, Ezra Oberfield. 2022. The Elusive Explanation for the Declining Labor Share. *Annual Review of Economics* **14**:1, 93-124. [[Crossref](#)]
352. Andrius Grybauskas, Alessandro Stefanini, Morteza Ghobakhloo. 2022. Social sustainability in the age of digitalization: A systematic literature Review on the social implications of industry 4.0. *Technology in Society* **70**, 101997. [[Crossref](#)]
353. Taekyun Kim, Yejin Park, Wonjoon Kim. The Impact of Artificial Intelligence on Firm Performance 1-10. [[Crossref](#)]
354. Yituan Liu, Yabin Bian, Wenhao Zhang. 2022. How Does Enterprises’ Digital Transformation Impact the Educational Structure of Employees? Evidence from China. *Sustainability* **14**:15, 9432. [[Crossref](#)]

355. Kang Luo, Yaobin Liu, Pei-Fen Chen, Mingli Zeng. 2022. Assessing the impact of digital economy on green development efficiency in the Yangtze River Economic Belt. *Energy Economics* **112**, 106127. [[Crossref](#)]
356. Torben Pedersen, Anna Scedrova, Alina Grecu. 2022. The effects of IT investments and skilled labor on firms' value added. *Technovation* **116**, 102479. [[Crossref](#)]
357. Peiya Zhao, Yu Gao, Xue Sun. 2022. How does artificial intelligence affect green economic growth? —Evidence from China. *Science of The Total Environment* **834**, 155306. [[Crossref](#)]
358. Luca Eduardo Fierro, Alessandro Caiani, Alberto Russo. 2022. Automation, Job Polarisation, and Structural Change. *Journal of Economic Behavior & Organization* **200**, 499-535. [[Crossref](#)]
359. Yang Chen, Liang Cheng, Chien-Chiang Lee. 2022. How does the use of industrial robots affect the ecological footprint? International evidence. *Ecological Economics* **198**, 107483. [[Crossref](#)]
360. Tobias Haepf. 2022. New technologies and employee well-being: the role of training provision. *Applied Economics Letters* **29**:13, 1211-1216. [[Crossref](#)]
361. Jian Huang, Jiangying Wei. 2022. Impact of Intelligent Development on the Total Factor Productivity of Firms – Based on the Evidence from Listed Chinese Manufacturing Firms. *Journal of Advanced Computational Intelligence and Intelligent Informatics* **26**:4, 555-561. [[Crossref](#)]
362. Drago Bergholt, Francesco Furlanetto, Nicolò Maffei-Faccioli. 2022. The Decline of the Labor Share: New Empirical Evidence. *American Economic Journal: Macroeconomics* **14**:3, 163-198. [[Abstract](#)] [[View PDF article](#)] [[PDF with links](#)]
363. Wenbo Zhu. 2022. Hollowing out and slowing growth: The role of process innovations. *Review of Economic Dynamics* **45**, 217-236. [[Crossref](#)]
364. Chia-Hui Lu. 2022. ARTIFICIAL INTELLIGENCE AND HUMAN JOBS. *Macroeconomic Dynamics* **26**:5, 1162-1201. [[Crossref](#)]
365. Nicole Wu. 2022. Misattributed blame? Attitudes toward globalization in the age of automation. *Political Science Research and Methods* **10**:3, 470-487. [[Crossref](#)]
366. Torben Klarl. 2022. Fragile robots, economic growth and convergence. *Economic Modelling* **112**, 105850. [[Crossref](#)]
367. Michele Fornino, Andrea Manera. 2022. Automation and the future of work: Assessing the role of labor flexibility. *Review of Economic Dynamics* **45**, 282-321. [[Crossref](#)]
368. Jean-Philippe Deranty, Thomas Corbin. 2022. Artificial intelligence and work: a critical review of recent research from the social sciences. *AI & SOCIETY* **4**. . [[Crossref](#)]
369. Ziyu Xu. 2022. The Influence of Robot-Assisted Industry Using Deep Learning on the Economic Growth Rate of Manufacturing Industry in the Era of Artificial Intelligence. *Wireless Communications and Mobile Computing* **2022**, 1-12. [[Crossref](#)]
370. Frank M. Fossen, Daniel Samaan, Alina Sorgner. 2022. How Are Patented AI, Software and Robot Technologies Related to Wage Changes in the United States?. *Frontiers in Artificial Intelligence* **5**. . [[Crossref](#)]
371. Xianhong Xiang, Guoge Yang, Hui Sun. 2022. The Impact of the Digital Economy on Low-Carbon, Inclusive Growth: Promoting or Restraining. *Sustainability* **14**:12, 7187. [[Crossref](#)]
372. Yang Chen, Shengping Yang, Quan Li. 2022. How does the development of digital financial inclusion affect the total factor productivity of listed companies? Evidence from China. *Finance Research Letters* **47**, 102956. [[Crossref](#)]
373. Johann Caro-Burnett, Shinji Kaneko. 2022. Is Society Ready for AI Ethical Decision Making? Lessons from a Study on Autonomous Cars. *Journal of Behavioral and Experimental Economics* **98**, 101881. [[Crossref](#)]

374. Siying Yang, Kouming Liu, JiaHui Gai, Xiaogang He. 2022. Transformation to Industrial Artificial Intelligence and Workers' Mental Health: Evidence From China. *Frontiers in Public Health* **10**. . [\[Crossref\]](#)
375. Hideki Nakamura. 2022. Difficulties in finding middle-skilled jobs under increased automation. *Macroeconomic Dynamics* **75**, 1-23. [\[Crossref\]](#)
376. Julianna Faludi. Automation and Platform Capitalism 1-21. [\[Crossref\]](#)
377. Provash Kumer Sarker. 2022. Macroeconomic effects of artificial intelligence on emerging economies: Insights from Bangladesh. *Economics Management and Sustainability* **7**:1, 59-69. [\[Crossref\]](#)
378. Zhoujing Lai, Hang (Robin) Luo. 2022. How does intelligent technology investment affect employment compensation and firm value in Chinese financial institutions?. *International Journal of Emerging Markets* **17**:4, 945-966. [\[Crossref\]](#)
379. Aina Gallego, Thomas Kurer. 2022. Automation, Digitalization, and Artificial Intelligence in the Workplace: Implications for Political Behavior. *Annual Review of Political Science* **25**:1, 463-484. [\[Crossref\]](#)
380. Dennis C. Hutschenreiter, Tommaso Santini, Eugenia Vella. 2022. Automation and sectoral reallocation. *SERIEs* **13**:1-2, 335-362. [\[Crossref\]](#)
381. Lijuan Zuo, Hongchang Li, Hongyan Gao, Man Zhu. 2022. The Sustainable Efficiency Improvement of Internet Companies under the Background of Digital Transformation. *Sustainability* **14**:9, 5600. [\[Crossref\]](#)
382. Xiumei Zhang. On the Application of Artificial Intelligence to the Upgrading of China's Sports Industrial Structure – Empirical Analysis of GMM Method Based on Computer Two-Step System 91-98. [\[Crossref\]](#)
383. Haochang Yang, Lianshui Li, Yaobin Liu. 2022. The effect of manufacturing intelligence on green innovation performance in China. *Technological Forecasting and Social Change* **178**, 121569. [\[Crossref\]](#)
384. Miruna Sarbu. 2022. The impact of industry 4.0 on innovation performance: Insights from German manufacturing and service firms. *Technovation* **113**, 102415. [\[Crossref\]](#)
385. Julien Lefevre, Thomas Le Gallic, Panagiotis Fragkos, Jean-François Mercure, Yeliz Simsek, Leonidas Paroussos. 2022. Global socio-economic and climate change mitigation scenarios through the lens of structural change. *Global Environmental Change* **74**, 102510. [\[Crossref\]](#)
386. Shuming Ren, Lianqing Li, Yueqi Han, Yu Hao, Haitao Wu. 2022. The emerging driving force of inclusive green growth: Does digital economy agglomeration work?. *Business Strategy and the Environment* **31**:4, 1656-1678. [\[Crossref\]](#)
387. Qing Liu, Yufei Liu, Shangli Liu. 2022. Application Scenarios and Promotion Strategies of High-Quality Development of Sports Service Industry Empowered by Digital Technology. *Mathematical Problems in Engineering* **2022**, 1-11. [\[Crossref\]](#)
388. Hong Jiang, Xue Wang, Qian Xiao, Silin Li. 2022. Investment Behavior Related to Automated Machines and Biased Technical Change: Based on Evidence From Listed Manufacturing Companies in China. *Frontiers in Psychology* **13**. . [\[Crossref\]](#)
389. Angus C. Chu, Guido Cozzi, Yuichi Furukawa, Chih-Hsing Liao. 2022. Should the government subsidize innovation or automation?. *Macroeconomic Dynamics* **23**1, 1-30. [\[Crossref\]](#)
390. Toon Van Overbeke. 2022. (De)regulating automation: the rise of credit scoring and market-led banking in the UK and Germany. *Comparative European Politics* **12**. . [\[Crossref\]](#)
391. Terry Gregory, Anna Salomons, Ulrich Zierahn. 2022. Racing With or Against the Machine? Evidence on the Role of Trade in Europe. *Journal of the European Economic Association* **20**:2, 869-906. [\[Crossref\]](#)

392. Limeng Ying, Xiaojing Liu, Menghao Li, Lipeng Sun, Pishi Xiu, Jie Yang. 2022. How does intelligent manufacturing affects enterprise innovation? The mediating role of organisational learning. *Enterprise Information Systems* **16**:4, 630-667. [[Crossref](#)]
393. Cristian Alonso, Andrew Berg, Siddharth Kothari, Chris Papageorgiou, Sidra Rehman. 2022. Will the AI revolution cause a great divergence?. *Journal of Monetary Economics* **127**, 18-37. [[Crossref](#)]
394. Ningning Guo. 2022. Hollowing out of opportunity: Automation technology and intergenerational mobility in the United States. *Labour Economics* **75**, 102136. [[Crossref](#)]
395. Luís Guimarães, Pedro Mazedo Gil. 2022. Explaining the Labor Share: Automation Vs Labor Market Institutions. *Labour Economics* **75**, 102146. [[Crossref](#)]
396. Daron Acemoglu, David Autor, Jonathon Hazell, Pascual Restrepo. 2022. Artificial Intelligence and Jobs: Evidence from Online Vacancies. *Journal of Labor Economics* **40**:S1, S293-S340. [[Crossref](#)]
397. Michele Delera, Carlo Pietrobelli, Elisa Calza, Alejandro Lavopa. 2022. Does value chain participation facilitate the adoption of Industry 4.0 technologies in developing countries?. *World Development* **152**, 105788. [[Crossref](#)]
398. Nanxu Chen, Dongqing Sun, Jing Chen. 2022. Digital transformation, labour share, and industrial heterogeneity. *Journal of Innovation & Knowledge* **7**:2, 100173. [[Crossref](#)]
399. Sergio De Nardis, Francesca Parente. 2022. Technology and task changes in the major EU countries. *Contemporary Economic Policy* **40**:2, 391-413. [[Crossref](#)]
400. Xing Zhao, Sasa Yang. 2022. Does Intelligence Improve the Efficiency of Technological Innovation?. *Journal of the Knowledge Economy* **108**. . [[Crossref](#)]
401. Michael Jones, Sandra Idrovo-Carlier, Alfredo J. Rodriguez. 2022. Automation in Colombia: assessing skills needed for the future of work. *Higher Education, Skills and Work-Based Learning* **12**:2, 225-240. [[Crossref](#)]
402. Natalia Bracarense, Paulo Afonso Bracarense Costa. 2022. Green Jobs: Sustainable Path for Environmental Conservation and Socio-Economic Stability and Inclusion. *Review of Political Economy* **30**, 1-22. [[Crossref](#)]
403. Mengjie Li, Weijian Du. 2022. The impact of environmental regulation on the employment of enterprises: an empirical analysis based on scale and structure effects. *Environmental Science and Pollution Research* **29**:15, 21705-21716. [[Crossref](#)]
404. Stefania Innocenti, Marta Golin. 2022. Human capital investment and perceived automation risks: Evidence from 16 countries. *Journal of Economic Behavior & Organization* **195**, 27-41. [[Crossref](#)]
405. Oscar Afonso, Mafalda Pinho. 2022. How to reverse a negative asymmetric labor productivity shock in the European Union? A directed technical change analysis with fiscal and monetary policies. *Mathematical Social Sciences* **116**, 47-67. [[Crossref](#)]
406. Xin Du, Hengming Zhang, Yawen Han. 2022. How Does New Infrastructure Investment Affect Economic Growth Quality? Empirical Evidence from China. *Sustainability* **14**:6, 3511. [[Crossref](#)]
407. Youchao Tan, Xiumei Liu, Hanwen Sun, Cheng(Colin) Zeng. 2022. Population ageing, labour market rigidity and corporate innovation: Evidence from China. *Research Policy* **51**:2, 104428. [[Crossref](#)]
408. Ryan Larson, Sarah Shannon, Aaron Sojourner, Chris Uggen. 2022. Felon history and change in U.S. employment rates. *Social Science Research* **103**, 102649. [[Crossref](#)]
409. Juthathip Jongwanich, Archanun Kohpaiboon, Ayako Obashi. 2022. Technological advancement, import penetration and labour markets: Evidence from Thailand. *World Development* **151**, 105746. [[Crossref](#)]
410. Hila Chalutz Ben-Gal, Iris A. Forma, Gonen Singer. 2022. A flexible employee recruitment and compensation model: A bi-level optimization approach. *Computers & Industrial Engineering* **165**, 107916. [[Crossref](#)]

411. Milad Mirbabaie, Felix Brünker, Nicholas R. J. Möllmann Frick, Stefan Stieglitz. 2022. The rise of artificial intelligence – understanding the AI identity threat at the workplace. *Electronic Markets* **32**:1, 73-99. [[Crossref](#)]
412. Pablo Egana-delSol, Gabriel Cruz, Alejandro Micco. 2022. COVID-19 and automation in a developing economy: Evidence from Chile. *Technological Forecasting and Social Change* **176**, 121373. [[Crossref](#)]
413. Fushu Luan, Xinhui Yang, Yang Chen, Paulo José Regis. 2022. Industrial robots and air environment: A moderated mediation model of population density and energy consumption. *Sustainable Production and Consumption* **30**, 870-888. [[Crossref](#)]
414. Mattia Pedota, Lucia Piscitello. 2022. A new perspective on technology-driven creativity enhancement in the Fourth Industrial Revolution. *Creativity and Innovation Management* **31**:1, 109-122. [[Crossref](#)]
415. Miruna Sarbu. 2022. Which Factors Determine the Adoption of the Internet of Things? Impacts and Benefits. *Jahrbücher für Nationalökonomie und Statistik* **242**:1, 107-147. [[Crossref](#)]
416. Unni Pillai. 2022. Automation, productivity, and innovation in information technology. *Macroeconomic Dynamics* **38**, 1-27. [[Crossref](#)]
417. Bettina Boncz, Roland Zs. Szabó. 2022. A mesterséges intelligencia munkaerő-piaci hatásai Hogyan készüljünk fel?. *Vezetéstudomány / Budapest Management Review* **53**:2, 68-80. [[Crossref](#)]
418. Piyachart Phiromswad, Sabin Srivannaboon, Pattarake Sarajoti. 2022. The interaction effects of automation and population aging on labor market. *PLOS ONE* **17**:2, e0263704. [[Crossref](#)]
419. Pablo Egana-delSol, Monserrat Bustelo, Laura Ripani, Nicolas Soler, Mariana Viollaz. 2022. Automation in Latin America: Are Women at Higher Risk of Losing Their Jobs?. *Technological Forecasting and Social Change* **175**, 121333. [[Crossref](#)]
420. Tuuli Turja, Tuomo Särkikoski, Pertti Koistinen, Harri Melin. 2022. Basic human needs and robotization: How to make deployment of robots worthwhile for everyone?. *Technology in Society* **68**, 101917. [[Crossref](#)]
421. Jun Liu, Yu Qian, Yuanjun Yang, Zhidan Yang. 2022. Can Artificial Intelligence Improve the Energy Efficiency of Manufacturing Companies? Evidence from China. *International Journal of Environmental Research and Public Health* **19**:4, 2091. [[Crossref](#)]
422. Yang Liu, Yanlin Yang, Huihui Li, Kaiyang Zhong. 2022. Digital Economy Development, Industrial Structure Upgrading and Green Total Factor Productivity: Empirical Evidence from China's Cities. *International Journal of Environmental Research and Public Health* **19**:4, 2414. [[Crossref](#)]
423. Maciej Cieślukowski, Przemysław Garszka, Beata Zyznarska-Dworczak. 2022. The Impact of Robotification on the Financial Situation of Microenterprises: Evidence from the Financial Services Sector in Poland. *Risks* **10**:2, 38. [[Crossref](#)]
424. Guoge Yang, Feng Deng, Yifei Wang, Xianhong Xiang. 2022. Digital Paradox: Platform Economy and High-Quality Economic Development—New Evidence from Provincial Panel Data in China. *Sustainability* **14**:4, 2225. [[Crossref](#)]
425. Frank M. Fossen, Alina Sorgner. 2022. New digital technologies and heterogeneous wage and employment dynamics in the United States: Evidence from individual-level data. *Technological Forecasting and Social Change* **175**, 121381. [[Crossref](#)]
426. Zhen Fang, Asif Razaq, Muhammad Mohsin, Muhammad Irfan. 2022. Spatial spillovers and threshold effects of internet development and entrepreneurship on green innovation efficiency in China. *Technology in Society* **68**, 101844. [[Crossref](#)]
427. Longzheng Du, Weifen Lin. 2022. Does the application of industrial robots overcome the Solow paradox? Evidence from China. *Technology in Society* **68**, 101932. [[Crossref](#)]

428. Meng Niu, Zhenguo Wang, Yabin Zhang. 2022. How information and communication technology drives (routine and non-routine) jobs: Structural path and decomposition analysis for China. *Telecommunications Policy* 46:1, 102242. [[Crossref](#)]
429. Marcel Steffen Eckardt. 2022. Minimum wages in an automating economy. *Journal of Public Economic Theory* 24:1, 58-91. [[Crossref](#)]
430. Mustafa Dogan, Pinar Yildirim. 2022. Managing automation in teams. *Journal of Economics & Management Strategy* 31:1, 146-170. [[Crossref](#)]
431. Chunhsin Chou, Joeming Lee, Yingmaw Teng, Hsiuling Lee. 2022. The relationships between productivity, operational risk, and firm performance. *Agricultural Economics (Zemědělská ekonomika)* 68:3, 97-106. [[Crossref](#)]
432. Dario Cords, Klaus Prettner. 2022. Technological unemployment revisited: automation in a search and matching framework. *Oxford Economic Papers* 74:1, 115-135. [[Crossref](#)]
433. Jonas Loebbing. 2022. An Elementary Theory of Directed Technical Change and Wage Inequality. *The Review of Economic Studies* 89:1, 411-451. [[Crossref](#)]
434. Daron Acemoglu, Pascual Restrepo. 2022. Demographics and Automation. *The Review of Economic Studies* 89:1, 1-44. [[Crossref](#)]
435. Junwei Shi, Hongyan Liu. 2022. Wage increase and innovation in manufacturing industries: Evidence from China. *Journal of the Asia Pacific Economy* 27:1, 173-198. [[Crossref](#)]
436. David Hémous, Morten Olsen. 2022. The Rise of the Machines: Automation, Horizontal Innovation, and Income Inequality. *American Economic Journal: Macroeconomics* 14:1, 179-223. [[Abstract](#)] [[View PDF article](#)] [[PDF with links](#)]
437. Anupam Nanda. Proptech: Issues for the Future 1-5. [[Crossref](#)]
438. Paweł Marszałek, Milena Ratajczak-Mrozek. Introduction: Digitalization as a Driver of the Contemporary Economy 1-15. [[Crossref](#)]
439. Michał Pilc, Beata Woźniak-Jęchorek, Katarzyna Woźniak, Dawid Piątek. Industry 4.0 in the Messages Published by Employers and Trade Unions in France, Germany, Poland, and the UK 157-188. [[Crossref](#)]
440. Stanislav Rogachev, Bakytbek Akaev. Algorithms for Labour Income Share Forecasting: Detecting of Intersectoral Nonlinearity 161-180. [[Crossref](#)]
441. Jakub Growiec. Bracing for Artificial General Intelligence 155-179. [[Crossref](#)]
442. Jakub Growiec. Hardware and Software 45-62. [[Crossref](#)]
443. Jakub Growiec. Mechanization, Automation and the Labor Market 63-76. [[Crossref](#)]
444. Anca Maria Paraschiv, Narcisa Alexandra Panie, Tamara Maria Nae, Laura Ciobanu. EU Countries' Performance in Digitalization 11-24. [[Crossref](#)]
445. Philipp Brauner, Luisa Vervier, Florian Brillowski, Hannah Dammers, Linda Steuer-Dankert, Sebastian Schneider, Ralph Baier, Martina Ziefle, Thomas Gries, Carmen Leicht-Scholten, Alexander Mertens, Saskia K. Nagel. Organization Routines in Next Generation Manufacturing 75-94. [[Crossref](#)]
446. Hitesh Dhiman, Michael Fellmann, Carsten Röcker. Towards AI-Enabled Assistant Design Through Grassroots Modeling: Insights from a Practical Use Case in the Industrial Sector 96-110. [[Crossref](#)]
447. O. Koropets, A. Melnikova, A. Fedorova. Studying Risk Factors for the Low Incomes of the Industry 4.0 Employees 725-733. [[Crossref](#)]
448. Ioana Andreea Bogoslov, Eduard Alexandru Stoica, Mircea Radu Georgescu. The Labor Market in Relation to Digitalization—Perspectives on the European Union 187-196. [[Crossref](#)]
449. Ying Qiu. The Reconfiguration of Global Value Chains in the Digital Economy: Recent Trends and China's New Agenda 267-294. [[Crossref](#)]

450. Tran Le Huu Nghia, Binh Chi Bui, Jasvir Kaur Nachatar Singh, Vinh N. Lu. From Employability to Employment Outcomes and Career Advancement: A Literature Review 21-45. [[Crossref](#)]
451. H. Ben-Gal Chalutz, Y. Cohen. 2022. The "New Fit": Skills and Competencies for The Future of Work. *IFAC-PapersOnLine* 55:2, 511-515. [[Crossref](#)]
452. Emanuel Gasteiger, Klaus Prettnner. 2022. AUTOMATION, STAGNATION, AND THE IMPLICATIONS OF A ROBOT TAX. *Macroeconomic Dynamics* 26:1, 218-249. [[Crossref](#)]
453. Aina Gallego, Alexander Kuo, Dulce Manzano, José Fernández-Albertos. 2022. Technological Risk and Policy Preferences. *Comparative Political Studies* 55:1, 60-92. [[Crossref](#)]
454. Fan Zeng, Chris Lo, Stacy Lee. 2022. Will Communication of Job Creation Facilitate Diffusion of Innovations in the Automobile Industry?. *Sustainability* 14:1, 36. [[Crossref](#)]
455. Carola Burkert, Katharina Dengler, Britta Matthes. 2022. Die Folgen der Digitalisierung für die Geschlechterungleichheit auf dem Arbeitsmarkt – Substituierbarkeitspotenziale und die Beschäftigungsentwicklung bei Frauen und Männern. *Sozialer Fortschritt* 71:1, 3-27. [[Crossref](#)]
456. Daron Acemoglu, Pascual Restrepo. 2022. Tasks, Automation, and the Rise in U.S. Wage Inequality. *Econometrica* 90:5, 1973-2016. [[Crossref](#)]
457. Benjamin Moll, Lukasz Rachel, Pascual Restrepo. 2022. Uneven Growth: Automation's Impact on Income and Wealth Inequality. *Econometrica* 90:6, 2645-2683. [[Crossref](#)]
458. Giuseppe Albanese, Guglielmo Barone, Guido de Blasio. 2022. Populist voting and losers' discontent: Does redistribution matter?. *European Economic Review* 141, 104000. [[Crossref](#)]
459. Fabio Montobbio, Jacopo Staccioli, Maria Enrica Virgillito, Marco Vivarelli. 2022. Robots and the origin of their labour-saving impact. *Technological Forecasting and Social Change* 174, 121122. [[Crossref](#)]
460. Pavle Jakšić. 2022. Pandemic crisis: Macroeconomic effects and reaction of economic authorities. *Ekonomski pogledi* 24:2, 69-96. [[Crossref](#)]
461. Anupam Nanda. Proptech: Issues for the Future 1325-1329. [[Crossref](#)]
462. Yaqin Du. Experimental Research on the influence of intelligent Industry development on employment quality of College graduates 1002-1005. [[Crossref](#)]
463. Aleksandra Parteka, Joanna Wolszczak-Derlacz, Dagmara Nikulin. 2022. How Digital Technology Affects Working Conditions in Globally Fragmented Production Chains: Evidence from Europe. *SSRN Electronic Journal* 4. . [[Crossref](#)]
464. Yinghua Li, Nuo Shi, Stephen Teng Sun. 2022. Robot Penetration and Asymmetric Cost Behavior. *SSRN Electronic Journal* 128. . [[Crossref](#)]
465. Sergio Alejandro Feijoo Moreira. 2022. Inside the Decline of the Labor Share: Technical Change, Market Power, and Structural Change. *SSRN Electronic Journal* 116. . [[Crossref](#)]
466. Sergio Alejandro Feijoo Moreira. 2022. Inside the Decline of the Labor Share: Technical Change, Market Power, and Structural Change. *SSRN Electronic Journal* 116. . [[Crossref](#)]
467. Daniil Kashkarov. 2022. RBTC and Human Capital: Accounting for Individual-Level Responses. *SSRN Electronic Journal* 4. . [[Crossref](#)]
468. Hideki Nakamura. 2022. Can Displaced Workers Have a Fresh Start?. *SSRN Electronic Journal* 118. . [[Crossref](#)]
469. Paul D. McNelis, Guay C. Lim. 2022. Fiscal Policies, Output Growth and the Labor Share of National Income. *SSRN Electronic Journal* 108. . [[Crossref](#)]
470. Linhui Wang, Hui Wang, Yongda He, Zhiqing Dong, Shixiang Wang, Zhanguo Cao. 2022. Can Industrial Intellectualization Reduce Carbon Emissions? Empirical Evidence from the Perspective of Carbon Total Factor Productivity in China. *SSRN Electronic Journal* 102. . [[Crossref](#)]

471. Astrid Krenz, Holger Strulik. 2022. Automation and the Fall and Rise of the Servant Economy. *SSRN Electronic Journal* 4. . [\[Crossref\]](#)
472. Luis Guimaraes, P Gil. 2022. Looking Ahead at the Effects of Automation in an Economy with Matching Frictions. *SSRN Electronic Journal* 1. . [\[Crossref\]](#)
473. Marcin Gryczka. 2022. New EU Members on the Market of Industrial Robots – Analysis of Post-accession Developments. *Procedia Computer Science* 207, 1685-1694. [\[Crossref\]](#)
474. Gueyon Kim. 2022. Trade-Induced Adoption of New Work. *SSRN Electronic Journal* 4. . [\[Crossref\]](#)
475. Meng Tian, Yang Chen, Guanghao Tian, Wei Huang, Chuan Hu. 2022. Examining the Role of Digital Transformation Practices Towards Manufacturing Operations: A Practice-Based View. *SSRN Electronic Journal* 41. . [\[Crossref\]](#)
476. Melanie Arntz, Boris Ivanov, Laura Pohlan. 2022. Regional Structural Change and the Effects of Job Loss. *SSRN Electronic Journal* 67. . [\[Crossref\]](#)
477. Ariell Reshef, Gianluca Santoni. 2022. Are Your Labor Shares Set in Beijing? The View Through the Lens of Global Value Chains. *SSRN Electronic Journal* 1. . [\[Crossref\]](#)
478. David H. Autor. 2022. The Labor Market Impacts of Technological Change: From Unbridled Enthusiasm to Qualified Optimism to Vast Uncertainty. *SSRN Electronic Journal* 40. . [\[Crossref\]](#)
479. Burkhard Heer, Andreas Irmen, Bernd Süßmuth. 2022. Explaining the Decline in the US Labor Share: Taxation and Automation. *SSRN Electronic Journal* 107. . [\[Crossref\]](#)
480. Melanie Arntz, Boris Ivanov, Laura Pohlan. 2022. Regional Structural Change and the Effects of Job Loss. *SSRN Electronic Journal* 67. . [\[Crossref\]](#)
481. Mohammad Hossein Khasmafkan Nezam. 2022. How to Improve the Vision and Competitive Advantage of a New Product? What is the Role of ICT and Olc?. *SSRN Electronic Journal* 5. . [\[Crossref\]](#)
482. Meng Tian, Yang Chen, Guanghao Tian, Wei Huang, Chuan Hu. 2022. Examining the Role of Digital Transformation Practices Towards Manufacturing Operations: A Practice-Based View. *SSRN Electronic Journal* 41. . [\[Crossref\]](#)
483. Ariell Reshef, Gianluca Santoni. 2022. Are Your Labor Shares Set in Beijing? The View Through the Lens of Global Value Chains. *SSRN Electronic Journal* 1. . [\[Crossref\]](#)
484. Claudia Foroni, Francesco Furlanetto. 2022. Explaining Deviations from Okun's Law1. *SSRN Electronic Journal* 108. . [\[Crossref\]](#)
485. Michele Cantarella, Ilja Kristian Kavonius. 2022. Job Polarisation and Household Borrowing. *SSRN Electronic Journal* 108. . [\[Crossref\]](#)
486. Robert Stehrer. 2022. The Impact of ICT and Intangible Capital Accumulation on Labour Demand Growth and Functional Income Shares. *SSRN Electronic Journal* 34. . [\[Crossref\]](#)
487. Hasraddin Guliyev. 2022. The Relationship Between Artificial Intelligence, Big Data, and Unemployment: New Insights from Dynamic Panel Data Model of the G7 Countries. *SSRN Electronic Journal* 6. . [\[Crossref\]](#)
488. Claudia Foroni, Francesco Furlanetto. 2022. Explaining Deviations from Okun's Law. *SSRN Electronic Journal* 108. . [\[Crossref\]](#)
489. David C. Popp, Francesco Vona, Myriam Gregoire-Zawilski, Giovanni Marin. 2022. The Next Wave of Energy Innovation: Which Technologies? Which Skills?. *SSRN Electronic Journal* 124. . [\[Crossref\]](#)
490. David H. Autor, Caroline Chin, Anna Salomons, Bryan Seegmiller. 2022. New Frontiers: The Origins and Content of New Work, 1940–2018. *SSRN Electronic Journal* 113. . [\[Crossref\]](#)
491. Thomas Spreen, Ziyuan Wang, Lang Kate Yang. 2022. Industrial Automation and Local Public Goods. *SSRN Electronic Journal* 183. . [\[Crossref\]](#)

492. Graham Perkins, Sarah Gilmore, David S. A. Guttormsen, Stephen Taylor. 2022. Analysing the impacts of Universal Basic Income in the changing world of work: Challenges to the psychological contract and a future research agenda. *Human Resource Management Journal* **32**:1, 1-18. [[Crossref](#)]
493. C. A. K. Lovell. Productivity Measurement: Past, Present, and Future 3-103. [[Crossref](#)]
494. Hamid Firooz, Zheng Liu, Yajie Wang. 2022. Automation, Market Concentration, and the Labor Share. *SSRN Electronic Journal* **108**. . [[Crossref](#)]
495. Zhengyang Bao, Difang Huang. 2022. Can Artificial Intelligence Improve Gender Equality? Evidence from a Natural Experiment. *SSRN Electronic Journal* **108**. . [[Crossref](#)]
496. Wolfgang Dauth, Sebastian Findeisen, Jens Suedekum, Nicole Woessner. 2021. The Adjustment of Labor Markets to Robots. *Journal of the European Economic Association* **19**:6, 3104-3153. [[Crossref](#)]
497. Pizhuk O. I.. 2021. Differentiation of population incomes: prospects for reducing inequality in terms of digitalization. *Herald of the Economic Sciences of Ukraine* :2(41), 213-217. [[Crossref](#)]
498. Lei Wang, Provash Sarker, Kausar Alam, Shahneoj Sumon. 2021. Retracted Article: Artificial Intelligence and Economic Growth: A Theoretical Framework. *Scientific Annals of Economics and Business* **68**:4, 421-443. [[Crossref](#)]
499. Junsen Zhang. 2021. A Survey on Income Inequality in China. *Journal of Economic Literature* **59**:4, 1191-1239. [[Abstract](#)] [[View PDF article](#)] [[PDF with links](#)]
500. Andreas Irmen. 2021. Automation, growth, and factor shares in the era of population aging. *Journal of Economic Growth* **26**:4, 415-453. [[Crossref](#)]
501. Tiago Fonseca, Khanssa Lagdami, Jens-Uwe Schröder-Hinrichs. 2021. Assessing innovation in transport: An application of the Technology Adoption (TechAdo) model to Maritime Autonomous Surface Ships (MASS). *Transport Policy* **114**, 182-195. [[Crossref](#)]
502. Mengmeng Li, Xiaochuan Guo, Lei Zhang. Digitalization, Cultural Capital and Productivity: Evidence From Resource-based Enterprises in China 36-41. [[Crossref](#)]
503. Grigore Ioan Piroșcă, George Laurențiu Șerban-Opreșcu, Liana Badea, Mihaela-Roberta Staneș-Puică, Carlos Ramirez Valdebenito. 2021. Digitalization and Labor Market—A Perspective within the Framework of Pandemic Crisis. *Journal of Theoretical and Applied Electronic Commerce Research* **16**:7, 2843-2857. [[Crossref](#)]
504. Paul Maarek, Elliot Moiteaux. 2021. Polarization, employment and the minimum wage: Evidence from European local labor markets. *Labour Economics* **73**, 102076. [[Crossref](#)]
505. László Czaller, Rikard H. Eriksson, Balázs Lengyel. 2021. Reducing automation risk through career mobility: Where and for whom?. *Papers in Regional Science* **100**:6, 1545-1569. [[Crossref](#)]
506. Fahim Al-Marhubi. 2021. Do natural resource rents reduce labour shares? Evidence from panel data. *Applied Economics Letters* **28**:20, 1754-1757. [[Crossref](#)]
507. Fanlin Meng, Wenping Wang. 2021. The influence of factor-biased technological progress on the share of labour income in the digital economy. *Technology Analysis & Strategic Management* **77**, 1-16. [[Crossref](#)]
508. Rita Latikka, Nina Savela, Aki Koivula, Atte Oksanen. 2021. Attitudes Toward Robots as Equipment and Coworkers and the Impact of Robot Autonomy Level. *International Journal of Social Robotics* **13**:7, 1747-1759. [[Crossref](#)]
509. Michele Battisti, Antonio Francesco Gravina. 2021. Do robots complement or substitute for older workers?. *Economics Letters* **208**, 110064. [[Crossref](#)]
510. Wei Liu, Yingbo Xu, Di Fan, Yi Li, Xue-Feng Shao, Jingjing Zheng. 2021. Alleviating corporate environmental pollution threats toward public health and safety: The role of smart city and artificial intelligence. *Safety Science* **143**, 105433. [[Crossref](#)]

511. Hans R.A. Koster, Ceren Ozgen. 2021. Cities and tasks. *Journal of Urban Economics* **126**, 103386. [[Crossref](#)]
512. Joan Torrent-Sellens, Pilar Ficapal-Cusí, Myriam Ertz. Motivations for Labour Provision on Digital Platforms in Europe 81-103. [[Crossref](#)]
513. Youssef Benzarti, Jarkko Harju. 2021. Using Payroll Tax Variation to Unpack the Black Box of Firm-Level Production. *Journal of the European Economic Association* **19**:5, 2737-2764. [[Crossref](#)]
514. Tarannum Azim Baigh, Chen Chen Yong, Kee Cheok Cheong. 2021. Existence of asymmetry between wages and automatable jobs: a quantile regression approach. *International Journal of Social Economics* **48**:10, 1443-1462. [[Crossref](#)]
515. Sierdjan Koster, Claudia Brunori. 2021. What to do when the robots come? Non-formal education in jobs affected by automation. *International Journal of Manpower* **42**:8, 1397-1419. [[Crossref](#)]
516. Xiaoying Zhong, Ruhe Xie, Peng Chen, Kaili Ke. 2021. Internet Development and Environmental Quality—Evidence from the Development of Chinese Cities. *Sustainability* **13**:20, 11308. [[Crossref](#)]
517. Lijin Xiang, Mingli Tang, Zhichao Yin, Mengmeng Zheng, Shuang Lu. 2021. The COVID-19 Pandemic and Economic Growth: Theory and Simulation. *Frontiers in Public Health* **9**. . [[Crossref](#)]
518. Jelena Reljic, Rinaldo Evangelista, Mario Pianta. 2021. Digital technologies, employment, and skills. *Industrial and Corporate Change* **69**. . [[Crossref](#)]
519. Paolo Martellini, Guido Menzio. 2021. Jacks of All Trades and Masters of One: Declining Search Frictions and Unequal Growth. *American Economic Review: Insights* **3**:3, 339-352. [[Abstract](#)] [[View PDF article](#)] [[PDF with links](#)]
520. Aikaterini Manthiou, Phil Klaus, Volker G. Kuppelwieser, William Reeves. 2021. Man vs machine: examining the three themes of service robotics in tourism and hospitality. *Electronic Markets* **31**:3, 511-527. [[Crossref](#)]
521. Maarten Goos, Emilie Rademakers, Ronja Röttger. 2021. Routine-Biased technical change: Individual-Level evidence from a plant closure. *Research Policy* **50**:7, 104002. [[Crossref](#)]
522. Oliver Falck, Alexandra Heimisch-Roecker, Simon Wiederhold. 2021. Returns to ICT skills. *Research Policy* **50**:7, 104064. [[Crossref](#)]
523. Valeria Cirillo, Rinaldo Evangelista, Dario Guarascio, Matteo Sostero. 2021. Digitalization, routineness and employment: An exploration on Italian task-based data. *Research Policy* **50**:7, 104079. [[Crossref](#)]
524. Enrique Fernández-Macías, David Klenert, José-Ignacio Antón. 2021. Not so disruptive yet? Characteristics, distribution and determinants of robots in Europe. *Structural Change and Economic Dynamics* **58**, 76-89. [[Crossref](#)]
525. Kanupriya. 2021. Digitalization and the Indian Textiles Sector: A Critical Analysis. *FIIB Business Review* **10**:3, 196-201. [[Crossref](#)]
526. Hind Bril El-Haouzi, Etienne Valette, Bettina-Johanna Krings, António Brandão Moniz. 2021. Social Dimensions in CPS & IoT Based Automated Production Systems. *Societies* **11**:3, 98. [[Crossref](#)]
527. Tommaso Ciarli, Martin Kenney, Silvia Massini, Lucia Piscitello. 2021. Digital technologies, innovation, and skills: Emerging trajectories and challenges. *Research Policy* **50**:7, 104289. [[Crossref](#)]
528. Chia-Hui Lu. 2021. The impact of artificial intelligence on economic growth and welfare. *Journal of Macroeconomics* **69**, 103342. [[Crossref](#)]
529. Siliang Tong, Nan Jia, Xueming Luo, Zheng Fang. 2021. The Janus face of artificial intelligence feedback: Deployment versus disclosure effects on employee performance. *Strategic Management Journal* **42**:9, 1600-1631. [[Crossref](#)]

530. Astrid Krenz, Holger Strulik. 2021. Quantifying reshoring at the macro-level—Measurement and applications. *Growth and Change* 52:3, 1200-1229. [[Crossref](#)]
531. Yingying Lu, Yixiao Zhou. 2021. A review on the economics of artificial intelligence. *Journal of Economic Surveys* 35:4, 1045-1072. [[Crossref](#)]
532. David Hémous, Morten Olsen. 2021. Directed Technical Change in Labor and Environmental Economics. *Annual Review of Economics* 13:1, 571-597. [[Crossref](#)]
533. Sharat Ganapati. 2021. Growing Oligopolies, Prices, Output, and Productivity. *American Economic Journal: Microeconomics* 13:3, 309-327. [[Abstract](#)] [[View PDF article](#)] [[PDF with links](#)]
534. Patrick Mellacher, Timon Scheuer. 2021. Wage Inequality, Labor Market Polarization and Skill-Biased Technological Change: An Evolutionary (Agent-Based) Approach. *Computational Economics* 58:2, 233-278. [[Crossref](#)]
535. Steven Brakman, Harry Garretsen, Arjen van Witteloostuijn. 2021. Robots do not get the coronavirus: The COVID-19 pandemic and the international division of labor. *Journal of International Business Studies* 52:6, 1215-1224. [[Crossref](#)]
536. Michael Koch, Ilya Manuylov, Marcel Smolka. 2021. Robots and Firms. *The Economic Journal* 131:638, 2553-2584. [[Crossref](#)]
537. Matthew Ross. 2021. The Effect of Intensive Margin Changes to Task Content on Employment Dynamics over the Business Cycle. *ILR Review* 74:4, 1036-1064. [[Crossref](#)]
538. Matheus Viana Braz. 2021. Heteromação e microtrabalho no Brasil. *Sociologias* 23:57, 134-172. [[Crossref](#)]
539. Marco Capasso, Michael Spjelkavik Mark. 2021. The Evolving Economic Employment of ICT Education: The Case of Norway. *Sustainability* 13:15, 8476. [[Crossref](#)]
540. Antonio Estache, Renaud Foucart. 2021. On the political economy of industrial, labor and social reforms as complements. *European Economic Review* 137, 103789. [[Crossref](#)]
541. Liudmila Alekseeva, José Azar, Mireia Giné, Sampsa Samila, Bledi Taska. 2021. The demand for AI skills in the labor market. *Labour Economics* 71, 102002. [[Crossref](#)]
542. Harry Anthony Patrinos. The Learning Challenge in the Twenty-first Century * 39-53. [[Crossref](#)]
543. Davide Dottori. 2021. Robots and employment: evidence from Italy. *Economia Politica* 38:2, 739-795. [[Crossref](#)]
544. Zixin Dou, Yanming Sun, Yuan Zhang, Tao Wang, Chuliang Wu, Shiqi Fan. 2021. Regional Manufacturing Industry Demand Forecasting: A Deep Learning Approach. *Applied Sciences* 11:13, 6199. [[Crossref](#)]
545. Georges V. Hounghonon, Julienne Liang. 2021. Broadband Internet and Income Inequality. *Review of Network Economics* 20:2, 55-99. [[Crossref](#)]
546. . Global Productivity: Trends, Drivers, and Policies 84, . [[Crossref](#)]
547. Alistair Dieppe, Neville Francis, Gene Kindberg-Hanlon. Productivity: Technology, Demand, and Employment Trade-Offs 311-356. [[Crossref](#)]
548. Liang Liu, Kun Yang, Hidemichi Fujii, Jun Liu. 2021. Artificial intelligence and energy intensity in China's industrial sector: Effect and transmission channel. *Economic Analysis and Policy* 70, 276-293. [[Crossref](#)]
549. Burcu Ozgun, Tom Broekel. 2021. The geography of innovation and technology news - An empirical study of the German news media. *Technological Forecasting and Social Change* 167, 120692. [[Crossref](#)]
550. Askar Akaev, Tesselano Devezas, Yuri Ichkitidze, Askar Sarygulov. 2021. Forecasting the labor intensity and labor income share for G7 countries in the digital age. *Technological Forecasting and Social Change* 167, 120675. [[Crossref](#)]

551. Alan Finkelstein Shapiro, Federico S. Mandelman. 2021. Digital adoption, automation, and labor markets in developing countries. *Journal of Development Economics* **151**, 102656. [[Crossref](#)]
552. Dazhong Cheng, Zhiguo Xiao. 2021. Producer Services and Productivity: A Global Value Chain Perspective. *Review of Income and Wealth* **67:2**, 418-444. [[Crossref](#)]
553. Kyoji Fukao, Cristiano Perugini. 2021. The Long-Run Dynamics of the Labor Share in Japan. *Review of Income and Wealth* **67:2**, 445-480. [[Crossref](#)]
554. Zera Zuryana Idris, Normaz Wana Ismail, Saifuzzaman Ibrahim, Hanny Zurina Hamzah. 2021. The impact of high-technology trade on employment. *The Journal of International Trade & Economic Development* **30:4**, 512-529. [[Crossref](#)]
555. Anita Pollak, Mateusz Paliga, Barbara Kozusznik. The Impact of New Technologies on Work Design – Case Study of the Industrial Robot Controllers from One Organization 156-160. [[Crossref](#)]
556. Massimiliano Cali, Giorgio Presidente. Automation and Manufacturing Performance in a Developing Country . [[Crossref](#)]
557. Hildegunn Kyvik Nordås, Franziska Klügl. 2021. Drivers of Automation and Consequences for Jobs in Engineering Services: An Agent-Based Modelling Approach. *Frontiers in Robotics and AI* **8**. . [[Crossref](#)]
558. Xavier Cirera, Andrew D. Mason, Francesca de Nicola, Smita Kuriakose, Davide S. Mare, g Thu Tran. Conceptual Framework and Stylized Facts 57-79. [[Crossref](#)]
559. Michael Samers. 2021. Futurological fodder: on communicating the relationship between artificial intelligence, robotics, and employment. *Space and Polity* **25:2**, 237-256. [[Crossref](#)]
560. Jun Liu, Yuan-jun Yang, Ya-ru Cao, Jeffrey Yi-Lin Forrest. 2021. Stimulating effects of intelligent policy on the performance of listed manufacturing companies in China. *Journal of Policy Modeling* **43:3**, 558-573. [[Crossref](#)]
561. Yining Zhang, Zhong Wu. 2021. Intelligence and Green Total Factor Productivity Based on China's Province-Level Manufacturing Data. *Sustainability* **13:9**, 4989. [[Crossref](#)]
562. Bing Li, Chang Liu, Stephen Teng Sun. 2021. Do corporate income tax cuts decrease labor share? Regression discontinuity evidence from China. *Journal of Development Economics* **150**, 102624. [[Crossref](#)]
563. Wenxiao Wang, Christopher Findlay, Shandre Thangavelu. 2021. Trade, technology, and the labour market: impacts on wage inequality within countries. *Asian-Pacific Economic Literature* **35:1**, 19-35. [[Crossref](#)]
564. Wei Cui, Anwei Wan, Yongbo Yang. 2021. Prediction of High-Tech Talents Flow Impact on Labor Income Share: Based on DEA and Fractional Hausdorff Grey Model. *Journal of Mathematics* **2021**, 1-13. [[Crossref](#)]
565. Heikki Hiilamo. Adapting the Nordic welfare state model to the challenges of automation 227-241. [[Crossref](#)]
566. Johnny Långstedt. 2021. How will our Values Fit Future Work? An Empirical Exploration of Basic Values and Susceptibility to Automation. *Labour & Industry: a journal of the social and economic relations of work* **31:2**, 129-152. [[Crossref](#)]
567. Changqing Liu, Lei Li. 2021. Place-based techno-industrial policy and innovation: Government responses to the information revolution in China. *China Economic Review* **66**, 101600. [[Crossref](#)]
568. Mary O'Mahony, Michela Vecchi, Francesco Venturini. 2021. Capital Heterogeneity and the Decline of the Labour Share. *Economica* **88:350**, 271-296. [[Crossref](#)]
569. Matthias Kehrig, Nicolas Vincent. 2021. The Micro-Level Anatomy of the Labor Share Decline*. *The Quarterly Journal of Economics* **108**. . [[Crossref](#)]

570. Luigi Aldieri, Bruna Bruno, Concetto Paolo Vinci. 2021. A multi-dimensional approach to happiness and innovation. *Applied Economics* 53:11, 1300-1310. [[Crossref](#)]
571. Jacob Rubæk Holm, Edward Lorenz, Jørgen Stamhus. The impact of robots and AI/ML on skills and work organisation 149-168. [[Crossref](#)]
572. Giacomo Damioli, Vincent Van Roy, Daniel Vertesy. 2021. The impact of artificial intelligence on labor productivity. *Eurasian Business Review* 11:1, 1-25. [[Crossref](#)]
573. Jacopo Staccioli, Maria Enrica Virgillito. 2021. Back to the past: the historical roots of labor-saving automation. *Eurasian Business Review* 11:1, 27-57. [[Crossref](#)]
574. Nikolai Stähler. 2021. The Impact of Aging and Automation on the Macroeconomy and Inequality. *Journal of Macroeconomics* 67, 103278. [[Crossref](#)]
575. Bin Ni, Ayako Obashi. 2021. Robotics technology and firm-level employment adjustment in Japan. *Japan and the World Economy* 57, 101054. [[Crossref](#)]
576. Ting-Cih Chen, Dong-Hyeon Kim, Shu-Chin Lin. 2021. Nonlinearity in the effects of financial development and financial structure on unemployment. *Economic Systems* 45:1, 100766. [[Crossref](#)]
577. Antonella Stirati, Walter Paternesi Meloni. 2021. Unemployment and the wage share: a long-run exploration for major mature economies. *Structural Change and Economic Dynamics* 56, 330-352. [[Crossref](#)]
578. Kohei Kawaguchi. 2021. When Will Workers Follow an Algorithm? A Field Experiment with a Retail Business. *Management Science* 67:3, 1670-1695. [[Crossref](#)]
579. Dusan Paredes, David Fleming-Muñoz. 2021. Automation and robotics in mining: Jobs, income and inequality implications. *The Extractive Industries and Society* 8:1, 189-193. [[Crossref](#)]
580. Iny Hwang, Taejin Jung, Woo-Jong Lee, Daniel G. Yang. 2021. Asymmetric Inventory Management and the Direction of Sales Changes*. *Contemporary Accounting Research* 38:1, 676-706. [[Crossref](#)]
581. Raja Bentaouet Kattan, Kevin Macdonald, Harry Anthony Patrinos. 2021. The Role of Education in Mitigating Automation's Effect on Wage Inequality. *LABOUR* 35:1, 79-104. [[Crossref](#)]
582. Jakob B Madsen, Antonio Minniti, Francesco Venturini. 2021. Wealth Inequality in the Long Run: A Schumpeterian Growth Perspective. *The Economic Journal* 131:633, 476-497. [[Crossref](#)]
583. François-Xavier Devetter, Julie Valentin. 2021. Polarisation et bas salaires : comment sortir certains emplois de l'impasse ?. *Revue de l'OFCE* N° 169:5, 5-38. [[Crossref](#)]
584. Gene Kindberg-Hanlon. The Technology-Employment Trade-Off: Automation, Industry, and Income Effects 2, . [[Crossref](#)]
585. Wim Naudé. 2021. Artificial intelligence: neither Utopian nor apocalyptic impacts soon. *Economics of Innovation and New Technology* 30:1, 1-23. [[Crossref](#)]
586. William D. Nordhaus. 2021. Are We Approaching an Economic Singularity? Information Technology and the Future of Economic Growth. *American Economic Journal: Macroeconomics* 13:1, 299-332. [[Abstract](#)] [[View PDF article](#)] [[PDF with links](#)]
587. V. V. Mantulenko, A. S. Zotova, A. E. Makhovikov. Digital Transformation of the Labor Market: Values and Competences 321-328. [[Crossref](#)]
588. Fredrik Heyman, Pehr-Johan Norbäck, Lars Persson. Digitalisation, Productivity and Jobs: A European Perspective 135-159. [[Crossref](#)]
589. Yuko Harayama, Michela Milano, Richard Baldwin, Céline Antonin, Janine Berg, Anousheh Karvar, Andrew Wyckoff. Artificial Intelligence and the Future of Work 53-67. [[Crossref](#)]
590. Zuzana Dvorakova, Ilona Polents. Entrepreneurship Education and Digital Literacy as Element of Innovative Learning 253-263. [[Crossref](#)]

591. R. Sh. Bazarbaeva, Natalia A. Brovko, Marina V. Safronchuk. Global Challenges of the Beginning of the Digital Age and a Green Perspective for the Development of the Kyrgyz Republic's Economy (Institutional and Industrial Aspects) 137-150. [[Crossref](#)]
592. Jacopo Staccioli, Maria Enrica Virgillito. The Present, Past, and Future of Labor-Saving Technologies 1-16. [[Crossref](#)]
593. Peter Buxmann, Holger Schmidt. Ökonomische Effekte der Künstlichen Intelligenz 27-45. [[Crossref](#)]
594. Robert C. Allen. The interplay among wages, technology, and globalization: the labor market and inequality, 1620-2020 795-824. [[Crossref](#)]
595. Mihai Mutascu. 2021. Artificial intelligence and unemployment: New insights. *Economic Analysis and Policy* **108**. . [[Crossref](#)]
596. Eunbi Song. 2021. What drives labor share change? Evidence from Korean industries. *Economic Modelling* **94**, 370-385. [[Crossref](#)]
597. Hippolyte d'Albis, Ekrame Boubtane, Dramane Coulibaly. 2021. Demographic changes and the labor income share. *European Economic Review* **131**, 103614. [[Crossref](#)]
598. Jiancai Pi, Yanwei Fan. 2021. The impact of robots on equilibrium unemployment of unionized workers. *International Review of Economics & Finance* **71**, 663-675. [[Crossref](#)]
599. Henrique S. Basso, Juan F. Jimeno. 2021. From secular stagnation to robocalypse? Implications of demographic and technological changes. *Journal of Monetary Economics* **117**, 833-847. [[Crossref](#)]
600. Denisa Ihnatišínová. 2021. Digitalization of tax administration communication under the effect of global megatrends of the digital age. *SHS Web of Conferences* **92**, 02022. [[Crossref](#)]
601. Gemma Newlands. 2021. Lifting the curtain: Strategic visibility of human labour in AI-as-a-Service. *Big Data & Society* **8**:1, 2053951721110160. [[Crossref](#)]
602. Nargess Golshan, Inder Khurana, Felipe Bastos G. Silva. 2021. Reporting Transparency and Labor Market Outcomes. *SSRN Electronic Journal* **110**. . [[Crossref](#)]
603. Benjamin Moll, Lukasz Rachel, Pascual Restrepo. 2021. Uneven Growth: Automation's Impact on Income and Wealth Inequality. *SSRN Electronic Journal* . [[Crossref](#)]
604. David Jaume, Emilio Gutierrez, Martín Tobal. 2021. Do Credit Supply Shocks Affect Employment in Middle-Income Countries?. *SSRN Electronic Journal* **4**. . [[Crossref](#)]
605. Youssef Benzarti, Jarkko Harju. 2021. Using Payroll Tax Variation to Unpack the Black Box of Firm-Level Production. *SSRN Electronic Journal* . [[Crossref](#)]
606. Angus C. Chu, Guido Cozzi, Haichao Fan, Yuichi Furukawa, Chih-Hsing Liao. 2021. How Minimum Wages Affect Automation and Innovation in a Schumpeterian Economy. *SSRN Electronic Journal* **40**. . [[Crossref](#)]
607. Ahmad Arslan, Asif Ruman, Sean Naughton, Shlomo Y. Tarba. Human Dynamics of Automation and Digitalisation of Economies: Discussion on the Challenges and Opportunities 613-629. [[Crossref](#)]
608. Mikhail Lysyakov, Siva Viswanathan. 2021. Threatened by AI: Analyzing Users' Responses to the Introduction of AI in a Crowd-sourcing Platform. *SSRN Electronic Journal* **108**. . [[Crossref](#)]
609. Berkay Akyapi. 2021. How Does Automation Affect Aggregate Labor Share and Firm Level Economic Outcomes?. *SSRN Electronic Journal* **110**. . [[Crossref](#)]
610. Fabian Stephany, Hanno Lorenz. 2021. The Future of Employment Revisited: How Model Selection Determines Automation Forecasts. *SSRN Electronic Journal* **113**. . [[Crossref](#)]
611. Sean S. Cao, Wei Jiang, Junbo L. Wang, Baozhong Yang. 2021. From Man vs. Machine to Man + Machine: The Art and AI of Stock Analyses. *SSRN Electronic Journal* **14**. . [[Crossref](#)]

612. Siliang Tong, Nan Jia, Xueming Luo, Zheng Fang. 2021. The Janus Face of Artificial Intelligence Feedback: Deployment Versus Disclosure Effects on Employee Performance. *SSRN Electronic Journal* 108. . [[Crossref](#)]
613. Eirik Sjøholm Knudsen, Lasse B. Lien, Robert Wuebker. 2021. Management by Algorithm? Human Capital in the Age of Intelligent Machines. *SSRN Electronic Journal* 108. . [[Crossref](#)]
614. James Feigenbaum, Daniel P. Gross. 2021. Organizational Frictions and Increasing Returns to Automation: Lessons from AT&T in the Twentieth Century. *SSRN Electronic Journal* 33. . [[Crossref](#)]
615. Sugata Marjit, Reza Oladi. 2021. Vertical Specialization, International Task Fragmentation, and Convergence. *SSRN Electronic Journal* 108. . [[Crossref](#)]
616. Michelle Y. Lu, Navid Mojir. 2021. CRM and AI in Time of Crisis. *SSRN Electronic Journal* 108. . [[Crossref](#)]
617. Bielefeld U Econ & Mgmt RPS Submitter, Herbert Dawid, Michael Neugart. 2021. Effects of Technological Change and Automation on Industry Structure and (Wage-)Inequality: Insights from a Dynamic Task-Based Model. *SSRN Electronic Journal* 4. . [[Crossref](#)]
618. Longzheng Du, Weifen Lin. 2021. Does the Application of Industrial Robots Overcome the Solow Paradox?. *SSRN Electronic Journal* 22. . [[Crossref](#)]
619. Yuanyuan Cao, shaojian CHEN, Heyan Tang. 2021. Robots, Productivity, and Firm Exports. *SSRN Electronic Journal* 12. . [[Crossref](#)]
620. James Feigenbaum, Daniel P. Gross. 2021. Organizational and Economic Obstacles to Automation: A Cautionary Tale from At&T in the Twentieth Century. *SSRN Electronic Journal* 108. . [[Crossref](#)]
621. Kai Arvai, Katja Mann. 2021. Consumption Inequality in the Digital Age. *SSRN Electronic Journal* 108. . [[Crossref](#)]
622. Hyejin Park, Younghun Shim. 2021. Innovation on Tools and the Rise of Skill Premium. *SSRN Electronic Journal* 69. . [[Crossref](#)]
623. Leonid Kogan, Dimitris Papanikolaou, Lawrence Schmidt, Bryan Seegmiller. 2021. Technology, Vintage-Specific Human Capital, and Labor Displacement: Evidence from Linking Patents with Occupations. *SSRN Electronic Journal* 4. . [[Crossref](#)]
624. Kyu Yub Lee, WonSeok Choi, Ji Hyun Park, Jun-Hyun Eom, Minji Kang, Unjung Whang. 2021. # ## ## ## ## ## ## ## ## ## (Digital Trade Policy in the Era of Digital Transformation). *SSRN Electronic Journal* 18. . [[Crossref](#)]
625. Margarita Lopez Forero. 2021. Aggregate Labor Share and Tax Havens: Things Are Not Always What They Seem. *SSRN Electronic Journal* 108. . [[Crossref](#)]
626. Azio Barani. 2021. Innovazione tecnologica e lavoro: automazione, occupazione e impatti socio-economici. *QUADERNI DI ECONOMIA DEL LAVORO* 44:114, 51-79. [[Crossref](#)]
627. Saif Benjaafar, Zicheng Wang, Xiaotang Yang. 2021. The Impact of Automation on Workers when Workers are Strategic: The Case of Ride-Hailing. *SSRN Electronic Journal* 113. . [[Crossref](#)]
628. Mauro Caselli, Andrea Fracasso, Silvio Traverso. 2021. Globalization, robotization, and electoral outcomes: Evidence from spatial regressions for Italy. *Journal of Regional Science* 61:1, 86-111. [[Crossref](#)]
629. Chiara Cimini, Alexandra Lagorio, Fabiana Pirola, Roberto Pinto. 2021. How human factors affect operators' task evolution in Logistics 4.0. *Human Factors and Ergonomics in Manufacturing & Service Industries* 31:1, 98-117. [[Crossref](#)]
630. Nicholas Bloom, Tarek Alexander Hassan, Aakash Kalyani, Josh Lerner, Ahmed Tahoun. 2021. The Diffusion of Disruptive Technologies. *SSRN Electronic Journal* 3570130. . [[Crossref](#)]

631. Óscar Afonso, Pedro G. Lima. 2020. A non-scale-directed technical change model with endogenous labor share. *Applied Economics* **52**:59, 6416-6431. [[Crossref](#)]
632. Anqi Zheng. Analysis on the Social and Economic Impacts of Internet Platforms : (Based on Survey Data from WeChat (China) during 2019-2020) 1-6. [[Crossref](#)]
633. Klaus Prettnner, Holger Strulik. 2020. Innovation, automation, and inequality: Policy challenges in the race against the machine. *Journal of Monetary Economics* **116**, 249-265. [[Crossref](#)]
634. Muhammad Shahbaz, Muhammad Ali Nasir, Erik Hille, Mantu Kumar Mahalik. 2020. UK's net-zero carbon emissions target: Investigating the potential role of economic growth, financial development, and R&D expenditures based on historical data (1870-2017). *Technological Forecasting and Social Change* **161**, 120255. [[Crossref](#)]
635. Huijuan Wang, Lin Ding, Rong Guan, Yan Xia. 2020. Effects of advancing internet technology on Chinese employment: a spatial study of inter-industry spillovers. *Technological Forecasting and Social Change* **161**, 120259. [[Crossref](#)]
636. Mohamed Elheddad, Chonlakan Benjasak, Rana Deljavan, Majed Alharthi, Jaballa M. Almabrok. 2020. The effect of the Fourth Industrial Revolution on the environment: The relationship between electronic finance and pollution in OECD countries. *Technological Forecasting and Social Change* **120**:485. [[Crossref](#)]
637. Milojko Arsić. 2020. Impact of Digitalisation on Economic Growth, Productivity and Employment. *Economic Themes* **58**:4, 431-457. [[Crossref](#)]
638. Stefan Schweikl, Robert Obermaier. 2020. Lessons from three decades of IT productivity research: towards a better understanding of IT-induced productivity effects. *Management Review Quarterly* **70**:4, 461-507. [[Crossref](#)]
639. Andrew G. Sutherland. 2020. Technology is changing lending: Implications for research. *Journal of Accounting and Economics* **70**:2-3, 101361. [[Crossref](#)]
640. Ramesh Ghimire, Jim Skinner, Mike Carnathan. 2020. Who perceived automation as a threat to their jobs in metro Atlanta: Results from the 2019 Metro Atlanta Speaks survey. *Technology in Society* **63**, 101368. [[Crossref](#)]
641. Klaus Prettnner, Davud Rostam-Afschar. 2020. Can taxes raise output and reduce inequality? The case of lobbying. *Scottish Journal of Political Economy* **67**:5, 455-461. [[Crossref](#)]
642. Ewa Lechman, Magdalena Popowska. 2020. Enhancing women's engagement in economic activities through information and communication technology deployment: evidence from Central-Eastern European countries. *Gender, Technology and Development* **24**:3, 314-340. [[Crossref](#)]
643. Andy Feng, Georg Graetz. 2020. Training Requirements, Automation, and Job Polarisation. *The Economic Journal* **130**:631, 2249-2271. [[Crossref](#)]
644. Andreas Irmen. 2020. Tasks, technology, and factor prices in the neoclassical production sector. *Journal of Economics* **131**:2, 101-121. [[Crossref](#)]
645. Jianqiang Li, Yaowen Shan, Gary Tian, Xiangchao Hao. 2020. Labor cost, government intervention, and corporate innovation: Evidence from China. *Journal of Corporate Finance* **64**, 101668. [[Crossref](#)]
646. Patrick Emerson, Shawn Knabb. 2020. A demographic headwind: Will an aging society reduce the real interest rate and potential growth?. *The Journal of the Economics of Ageing* **17**, 100190. [[Crossref](#)]
647. Toan Luu Duc Huynh, Erik Hille, Muhammad Ali Nasir. 2020. Diversification in the age of the 4th industrial revolution: The role of artificial intelligence, green bonds and cryptocurrencies. *Technological Forecasting and Social Change* **159**, 120188. [[Crossref](#)]
648. Jakub Growiec, Jakub Mućk. 2020. ISOELASTIC ELASTICITY OF SUBSTITUTION PRODUCTION FUNCTIONS. *Macroeconomic Dynamics* **24**:7, 1597-1634. [[Crossref](#)]

649. Christodoulos Stefanadis. 2020. Social conflict, property rights, and the capital–labor split. *Journal of Theoretical Politics* 32:4, 582-604. [[Crossref](#)]
650. Victor Manuel Bennett. 2020. Changes in persistence of performance over time. *Strategic Management Journal* 41:10, 1745-1769. [[Crossref](#)]
651. Walter Paternes Meloni, Antonella Stirati. 2020. Unemployment and Income Distribution: Some Extensions of Shaikh's Analysis. *Institute for New Economic Thinking Working Paper Series* 1-58. [[Crossref](#)]
652. Willem H. Oliver. 2020. Teaching theology in the Fourth Industrial Revolution. *HTS Theologiese Studies / Theological Studies* 76:2. . [[Crossref](#)]
653. Germán Gutiérrez, Sophie Piton. 2020. Revisiting the Global Decline of the (Non-housing) Labor Share. *American Economic Review: Insights* 2:3, 321-338. [[Abstract](#)] [[View PDF article](#)] [[PDF with links](#)]
654. Hildegunn Kyvik Nordås. 2020. Make or Buy: Offshoring of Services Functions in Manufacturing. *Review of Industrial Organization* 57:2, 351-378. [[Crossref](#)]
655. Ana Milanez. 2020. Workforce Ageing and Labour Productivity Dynamics. *Naše gospodarstvo/Our economy* 66:3, 1-13. [[Crossref](#)]
656. Ana L. ABELIANSKY, Eda ALGUR, David E. BLOOM, Klaus PRETTNER. 2020. The future of work: Meeting the global challenges of demographic change and automation. *International Labour Review* 159:3, 285-306. [[Crossref](#)]
657. Ana L. ABELIANSKY, Eda ALGUR, David E. BLOOM, Klaus PRETTNER. 2020. L'évolution démographique et l'automatisation, deux enjeux mondiaux pour l'avenir du travail. *Revue internationale du Travail* 159:3, 315-338. [[Crossref](#)]
658. Ana L. ABELIANSKY, Eda ALGUR, David E. BLOOM, Klaus PRETTNER. 2020. El futuro del trabajo: Hacer frente a los retos mundiales del cambio demográfico y la automatización. *Revista Internacional del Trabajo* 139:3, 309-333. [[Crossref](#)]
659. Yan Zhang. 2020. The map is not the territory: coevolution of technology and institution for a sustainable future. *Current Opinion in Environmental Sustainability* 45, 56-68. [[Crossref](#)]
660. István Kónya, Judit Krekó, Gábor Oblath. 2020. Labor shares in the old and new EU member states - Sectoral effects and the role of relative prices. *Economic Modelling* 90, 254-272. [[Crossref](#)]
661. Rohit Nishant, Mike Kennedy, Jacqueline Corbett. 2020. Artificial intelligence for sustainability: Challenges, opportunities, and a research agenda. *International Journal of Information Management* 53, 102104. [[Crossref](#)]
662. Óscar Afonso, Catarina Almeida, Paulo B. Vasconcelos. 2020. The labour-share decrease and the technological-knowledge increase. *Applied Economics Letters* 27:12, 982-986. [[Crossref](#)]
663. Jie Yang, Limeng Ying, Manru Gao. 2020. The influence of intelligent manufacturing on financial performance and innovation performance: the case of China. *Enterprise Information Systems* 14:6, 812-832. [[Crossref](#)]
664. Robert Koopman, John Hancock, Roberta Piermartini, Eddy Bekkers. 2020. The Value of the WTO. *Journal of Policy Modeling* 42:4, 829-849. [[Crossref](#)]
665. Yao Xiao, Dandan Ma, Yutai Cheng, Li Wang. 2020. Effect of Labor Cost and Industrial Structure on the Development Mode Transformation of China's Industrial Economy. *Emerging Markets Finance and Trade* 56:8, 1677-1690. [[Crossref](#)]
666. Francis Kuriakose, Deepa Kylasam Iyer. 2020. Job Polarisation in India: Structural Causes and Policy Implications. *The Indian Journal of Labour Economics* 63:2, 247-266. [[Crossref](#)]
667. Daron Acemoglu, Pascual Restrepo. 2020. The wrong kind of AI? Artificial intelligence and the future of labour demand. *Cambridge Journal of Regions, Economy and Society* 13:1, 25-35. [[Crossref](#)]

668. Andrea Gentili, Fabiano Compagnucci, Mauro Gallegati, Enzo Valentini. 2020. Are machines stealing our jobs?. *Cambridge Journal of Regions, Economy and Society* **13**:1, 153-173. [[Crossref](#)]
669. Daron Acemoglu, Pascual Restrepo. 2020. Unpacking Skill Bias: Automation and New Tasks. *AEA Papers and Proceedings* **110**, 356-361. [[Abstract](#)] [[View PDF article](#)] [[PDF with links](#)]
670. Ziyu Liu, Yanlin Yang. 2020. Impact of Development Zone Construction on Labor Share in China. *Sustainability* **12**:9, 3642. [[Crossref](#)]
671. Matias Dodel, Gustavo S. Mesch. 2020. Perceptions about the impact of automation in the workplace. *Information, Communication & Society* **23**:5, 665-680. [[Crossref](#)]
672. Fei Wang, Junjie Xia, Jiajun Xu. 2020. To upgrade or to relocate? Explaining heterogeneous responses of Chinese light manufacturing firms to rising labor costs. *China Economic Review* **60**, 101333. [[Crossref](#)]
673. A K Botasheva, S V Anufrienko, I B Andish, O V Yefimova, M A Dyakonova. 2020. Digital environment, information systems and robotics: an absolute benefit or a new economic and political threat?. *IOP Conference Series: Materials Science and Engineering* **828**:1, 012003. [[Crossref](#)]
674. Albert Saiz. 2020. Bricks, mortar, and proptech. *Journal of Property Investment & Finance* **38**:4, 327-347. [[Crossref](#)]
675. Kinga Hat, Gernot Stoeglehner. 2020. Spatial Dimension of the Employment Market Exposition to Digitalisation—The Case of Austria. *Sustainability* **12**:5, 1852. [[Crossref](#)]
676. Christoph Keding. 2020. Understanding the interplay of artificial intelligence and strategic management: four decades of research in review. *Management Review Quarterly* **108**. . [[Crossref](#)]
677. Patrick M. Emerson, Shawn D. Knabb. 2020. Education Spending, Fertility Shocks and Generational Consumption Risk. *The B.E. Journal of Theoretical Economics* **20**:2. . [[Crossref](#)]
678. Ainhoa Urtasun. 2020. Clusters of stem jobs across Europe. *GeoJournal* **85**:1, 285-301. [[Crossref](#)]
679. Ester Camiña, Ángel Díaz-Chao, Joan Torrent-Sellens. 2020. Automation technologies: Long-term effects for Spanish industrial firms. *Technological Forecasting and Social Change* **151**, 119828. [[Crossref](#)]
680. Thanh Pham, Denise Jackson. The need to develop graduate employability for a globalized world 21-40. [[Crossref](#)]
681. M. Vochozka, J. Horák, T. Krulický. Advantages and Disadvantages of Automated Control Systems (ACS) 416-421. [[Crossref](#)]
682. Svetlana Ye. Shchetpetova, Olga A. Burukina. The Role of Cyber-Physical Systems in Human Societies: Systemic Principles of Organizational Management 709-715. [[Crossref](#)]
683. Jacques Bughin. Artificial Intelligence, Its Corporate Use and How It Will Affect the Future of Work 239-260. [[Crossref](#)]
684. Giovanna Morelli, Cesare Pozzi, Antonia R. Gurrieri. Industry 4.0 and the Global Digitalised Production. Structural Changes in Manufacturing 187-204. [[Crossref](#)]
685. Cecily Josten, Grace Lordan. Robots at Work: Automatable and Non-automatable Jobs 1-24. [[Crossref](#)]
686. Melanie Arntz, Terry Gregory, Ulrich Zierahn. Digitization and the Future of Work: Macroeconomic Consequences 1-29. [[Crossref](#)]
687. Bernhard Dachs, Martin Hud, Bettina Peters. Innovation, Employment, and the Business Cycle 1-14. [[Crossref](#)]
688. Dibyendu Maiti, Fulvio Castellacci, Arne Melchior. Digitalisation and Development: Issues for India and Beyond 3-29. [[Crossref](#)]
689. Steven Pu, Makoto Yano. Market Quality Approach to IoT Data on Blockchain Big Data 21-40. [[Crossref](#)]

690. Klaus Prettner, David E. Bloom. Introduction 1-20. [[Crossref](#)]
691. Klaus Prettner, David E. Bloom. Endogenous savings and extensions of the baseline model 113-162. [[Crossref](#)]
692. Morakinyo O. Adetutu, Victor Ajayi. 2020. The impact of domestic and foreign R&D on agricultural productivity in sub-Saharan Africa. *World Development* **125**, 104690. [[Crossref](#)]
693. Daron Acemoglu. 2020. Comment. *NBER Macroeconomics Annual* **34**, 317-330. [[Crossref](#)]
694. Paola Tubaro, Antonio A Casilli, Marion Coville. 2020. The trainer, the verifier, the imitator: Three ways in which human platform workers support artificial intelligence. *Big Data & Society* **7**:1, 205395172091977. [[Crossref](#)]
695. Yanguang Liu. 2020. Robots, Labor Market Frictions, and Corporate Financial Policies. *SSRN Electronic Journal* **25**. . [[Crossref](#)]
696. Hideki Nakamura, Masakatsu Nakamura. 2020. Automation and Employment of Workers with Different Abilities. *SSRN Electronic Journal* . [[Crossref](#)]
697. Marcel Eckardt. 2020. Minimum Wages in an Automated Economy. *SSRN Electronic Journal* . [[Crossref](#)]
698. Henrique S. Basso, Juan F. Jimeno. 2020. From Secular Stagnation to Robocalypse? Implications of Demographic and Technological Changes. *SSRN Electronic Journal* . [[Crossref](#)]
699. Victor Manuel Bennett. 2020. Automation and Market Dominance. *SSRN Electronic Journal* . [[Crossref](#)]
700. Christos Makridis, Saurabh Mishra. 2020. The Relationship Between Artificial Intelligence and Well-being: Evidence from 343 Metropolitan Areas. *SSRN Electronic Journal* **108**. . [[Crossref](#)]
701. Jillian Grennan, Roni Michaely. 2020. Artificial Intelligence and High-Skilled Work: Evidence from Analysts. *SSRN Electronic Journal* . [[Crossref](#)]
702. Halim Baş, İsmail Canöz. The Role of R&D Investments on Labor Force: The Case of Selected Developed Countries 281-299. [[Crossref](#)]
703. Florinda Matos, Valter Vairinhos, Isabel Salavisa, Leif Edvinsson, Maurizio Massaro. Introduction 1-6. [[Crossref](#)]
704. Laura Harvey, James Charles Rockey. 2020. The Declining Fortunes of (Most) American Workers. *SSRN Electronic Journal* **67**. . [[Crossref](#)]
705. Ludovic Panon. 2020. Labor Share, Foreign Demand and Superstar Exporters. *SSRN Electronic Journal* **108**. . [[Crossref](#)]
706. Sean Flynn, Andra C. Ghent. 2020. What does Wall Street tell us about Main Street?. *SSRN Electronic Journal* **108**. . [[Crossref](#)]
707. Heikki Hiilamo, Henri Aaltonen. Modelling the Societal Division of Added Value Created Through Manufacturing 4.0 211-232. [[Crossref](#)]
708. Hanna Nygren, Maarit Virolainen, Raija Hämäläinen, Juhani Rautopuro. The Fourth Industrial Revolution and Changes to Working Life: What Supports Adult Employees in Adapting to New Technology at Work? 193-209. [[Crossref](#)]
709. Danial Ali Akbari, Thomas Fischer. 2020. Shaping inequality: Progressive taxation under human capital accumulation. *SSRN Electronic Journal* **147**. . [[Crossref](#)]
710. Javed Hossain. 2020. A Two-Country Model of Technology Sharing. *SSRN Electronic Journal* **108**. . [[Crossref](#)]
711. Nikolaos Charalampidis. 2020. THE U.S. LABOR INCOME SHARE AND AUTOMATION SHOCKS. *Economic Inquiry* **58**:1, 294-318. [[Crossref](#)]

712. Fabiano Compagnucci, Andrea Gentili, Enzo Valentini, Mauro Gallegati. 2019. Robotization and labour dislocation in the manufacturing sectors of OECD countries: a panel VAR approach. *Applied Economics* **51**:57, 6127-6138. [[Crossref](#)]
713. Tashfeen Ahmad. 2019. Scenario based approach to re-imagining future of higher education which prepares students for the future of work. *Higher Education, Skills and Work-Based Learning* **10**:1, 217-238. [[Crossref](#)]
714. Uma RANI, Damian GRIMSHAW. 2019. Introducción. Trabajo, empleo y sociedad: ¿Qué esperar del futuro?. *Revista Internacional del Trabajo* **138**:4, 619-637. [[Crossref](#)]
715. Uma RANI, Damian GRIMSHAW. 2019. Introduction: What does the future promise for work, employment and society?. *International Labour Review* **158**:4, 577-592. [[Crossref](#)]
716. Uma Rani, Damian Grimshaw. 2019. Introduction – Travail, emploi, société: que nous réserve l'avenir?. *Revue internationale du Travail* **158**:4, 633-650. [[Crossref](#)]
717. MEHDI SHADMEHR. 2019. Investment in the Shadow of Conflict: Globalization, Capital Control, and State Repression. *American Political Science Review* **113**:4, 997-1011. [[Crossref](#)]
718. John Howard. 2019. Artificial intelligence: Implications for the future of work. *American Journal of Industrial Medicine* **62**:11, 917-926. [[Crossref](#)]
719. Roxana Mihet, Thomas Philippon. The Economics of Big Data and Artificial Intelligence 29-43. [[Crossref](#)]
720. Sharon Belenzon, Victor Manuel Bennett, Andrea Pataconi. 2019. Flexible Production and Entry: Institutional, Technological, and Organizational Determinants. *Strategy Science* **4**:3, 193-216. [[Crossref](#)]
721. Kym Anderson, Sundar Ponnusamy. 2019. Structural Transformation to Manufacturing and Services: What Role for Trade?. *Asian Development Review* **36**:2, 32-71. [[Crossref](#)]
722. Ravi Kanbur. 2019. Inequality in a global perspective. *Oxford Review of Economic Policy* **35**:3, 431-444. [[Crossref](#)]
723. Charles I. Jones. 2019. Paul Romer: Ideas, Nonrivalry, and Endogenous Growth. *The Scandinavian Journal of Economics* **121**:3, 859-883. [[Crossref](#)]
724. Francesco Caselli, Alan Manning. 2019. Robot Arithmetic: New Technology and Wages. *American Economic Review: Insights* **1**:1, 1-12. [[Abstract](#)] [[View PDF article](#)] [[PDF with links](#)]
725. Juan F. Jimeno. 2019. Fewer babies and more robots: economic growth in a new era of demographic and technological changes. *SERIEs* **10**:2, 93-114. [[Crossref](#)]
726. Yinjunjie Zhang, Zhicheng Xu, Marco A. Palma. 2019. Conveniently dependent or naively overconfident? An experimental study on the reaction to external help. *PLOS ONE* **14**:5, e0216617. [[Crossref](#)]
727. Jeremy Atack, Robert A. Margo, Paul W. Rhode. 2019. "Automation" of Manufacturing in the Late Nineteenth Century: The Hand and Machine Labor Study. *Journal of Economic Perspectives* **33**:2, 51-70. [[Abstract](#)] [[View PDF article](#)] [[PDF with links](#)]
728. David H. Autor. 2019. Work of the Past, Work of the Future. *AEA Papers and Proceedings* **109**, 1-32. [[Abstract](#)] [[View PDF article](#)] [[PDF with links](#)]
729. Dominick Salvatore. 2019. Overview of technology, productivity, trade, growth, and jobs in the United States and the world. *Journal of Policy Modeling* **41**:3, 435-443. [[Crossref](#)]
730. Benjamin F. Jones. 2019. The Human Capital Stock: A Generalized Approach: Reply. *American Economic Review* **109**:3, 1175-1195. [[Abstract](#)] [[View PDF article](#)] [[PDF with links](#)]
731. Robert Obermaier, Stefan Schweikl. Zur Bedeutung von Solows Paradoxon: Empirische Evidenz und ihre Übertragbarkeit auf Digitalisierungsinvestitionen in einer Industrie 4.0 529-564. [[Crossref](#)]

732. Pengqing Zhang. 2019. Automation, wage inequality and implications of a robot tax. *International Review of Economics & Finance* **59**, 500-509. [[Crossref](#)]
733. Ajay Agrawal, Joshua Gans, Avi Goldfarb. 2019. Economic Policy for Artificial Intelligence. *Innovation Policy and the Economy* **19**, 139-159. [[Crossref](#)]
734. Joël Cariolle, Maëlan Le Goff, Olivier Santoni. 2019. Digital Vulnerability and Performance of Firms in Developing Countries. *SSRN Electronic Journal* . [[Crossref](#)]
735. Mathieu Aubry, Roman Kraeussl, Gustavo Manso, Christophe Spaenjers. 2019. Machines and Masterpieces: Predicting Prices in the Art Auction Market. *SSRN Electronic Journal* . [[Crossref](#)]
736. Omer Faruk Koru. 2019. Automation and Top Income Inequality. *SSRN Electronic Journal* . [[Crossref](#)]
737. Michele Fornino, Andrea Manera. 2019. Can Labor Survive the Automation Threat? Flexibility as the Ultimate Comparative Advantage. *SSRN Electronic Journal* . [[Crossref](#)]
738. Koki Okumura. 2019. Interest Rates and the Rise of Superstar Firms. *SSRN Electronic Journal* . [[Crossref](#)]
739. German Gutierrez Gallardo, Sophie Piton. 2019. Revisiting the Global Decline of the (Non-Housing) Labor Share. *SSRN Electronic Journal* . [[Crossref](#)]
740. David Kunst. 2019. Deskilling among Manufacturing Production Workers. *SSRN Electronic Journal* . [[Crossref](#)]
741. Michał Zator. 2019. Digitization and Automation: Firm Investment and Labor Outcomes. *SSRN Electronic Journal* **4**. . [[Crossref](#)]
742. Laurent Cavenaile, Murat Alp Celik, Xu Tian. 2019. Are Markups Too High? Competition, Strategic Innovation, and Industry Dynamics. *SSRN Electronic Journal* . [[Crossref](#)]
743. Michael Webb. 2019. The Impact of Artificial Intelligence on the Labor Market. *SSRN Electronic Journal* . [[Crossref](#)]
744. Keller Scholl, Robin Hanson. 2019. Testing the Automation Revolution Hypothesis. *SSRN Electronic Journal* . [[Crossref](#)]
745. Han Hong, Xin Lin, Ke Tang, Jingyuan Wang. 2019. Artificial-Intelligence Assisted Decision Making: A Statistical Framework. *SSRN Electronic Journal* **107**. . [[Crossref](#)]
746. Has van Vlokhoven. 2019. Estimating the Cost of Capital and the Profit Share. *SSRN Electronic Journal* . [[Crossref](#)]
747. James E. Bessen, Maarten Goos, Anna Salomons, Wiljan Van den Berge. 2019. Automatic Reaction - What Happens to Workers at Firms that Automate?. *SSRN Electronic Journal* **71**. . [[Crossref](#)]
748. Pablo Egana-delSol. 2019. The Future of Work in Developing Economies: What Can We Learn from the South?. *SSRN Electronic Journal* **4**. . [[Crossref](#)]
749. Leonid Kogan, Dimitris Papanikolaou, Lawrence Schmidt, Bryan Seegmiller. 2019. Technological Change and Occupations over the Long Run. *SSRN Electronic Journal* **4**. . [[Crossref](#)]
750. Robert C Allen. 2018. The hand-loom weaver and the power loom: a Schumpeterian perspective†. *European Review of Economic History* **22**:4, 381-402. [[Crossref](#)]
751. Yugang He. 2018. A Study on the Impact of Artificial Intelligence Industry on Macroeconomy: Evidence from United States of America. *The East Asian Journal of Business Management* **8**:4, 37-44. [[Crossref](#)]
752. Emili Grifell-Tatjé, C.A. Knox Lovell, Pau Turon. 2018. The business foundations of social economic progress. *BRQ Business Research Quarterly* **21**:4, 278-292. [[Crossref](#)]
753. Christian vom Lehn. 2018. Understanding the decline in the U.S. labor share: Evidence from occupational tasks. *European Economic Review* **108**, 191-220. [[Crossref](#)]

754. Matthias Kehrig. 2018. Comment on “Computerizing industries and routinizing jobs: Explaining trends in aggregate productivity” by Sangmin Aum, Sang Yoon (Tim) Lee and Yongseok Shin. *Journal of Monetary Economics* **97**, 22-28. [[Crossref](#)]
755. Hideki Nakamura, Joseph Zeira. 2018. Automation and Unemployment: Help Is on the Way. *SSRN Electronic Journal* . [[Crossref](#)]
756. Mustafa Dogan, Alexandre Jacquillat, Pinar Yildirim. 2018. Strategic Automation and Decision-Making Authority. *SSRN Electronic Journal* **122**. . [[Crossref](#)]
757. Francis Kuriakose, Deepa Iyer. 2018. Automation and the Future of Jobs in India. *SSRN Electronic Journal* . [[Crossref](#)]
758. Hideki Nakamura, Masakatsu Nakamura. 2018. How Automation Affects the Rate of Unemployment Via Diversity in Job Mismatch Possibilities. *SSRN Electronic Journal* . [[Crossref](#)]
759. Shmuel San. 2018. The Effects of Labor Scarcity on the Rate and Direction of Technical Change: Evidence from a Natural Experiment. *SSRN Electronic Journal* . [[Crossref](#)]
760. Jiri Knesl. 2018. Automation and the Displacement of Labor by Capital: Asset Pricing Theory and Empirical Evidence. *SSRN Electronic Journal* **4**. . [[Crossref](#)]
761. Tania Babina, Sabrina Howell. 2018. Entrepreneurial Spillovers from Corporate R&D. *SSRN Electronic Journal* **108**. . [[Crossref](#)]
762. Hans Gersbach, Ulrich Schetter, Samuel Schmassmann. 2018. From Local to Global: A Unified Theory of Public Basic Research. *SSRN Electronic Journal* **70**. . [[Crossref](#)]
763. Francis Kuriakose, Deepa Iyer. 2018. Job Polarisation in India: Structural Causes and Policy Implications. *SSRN Electronic Journal* . [[Crossref](#)]
764. Georges Vivien Hounghonon, Julienne Liang. 2017. Broadband Internet and Income Inequality. *SSRN Electronic Journal* **108**. . [[Crossref](#)]
765. Mehdi Shadmehr. 2017. Capitalists in Revolution. *SSRN Electronic Journal* . [[Crossref](#)]
766. Mustafa Dogan, Pinar Yildirim. 2017. Man vs. Machine: When is Automation Inferior to Human Labor?. *SSRN Electronic Journal* **108**. . [[Crossref](#)]
767. Bing Li, Chang Liu, Stephen Teng Sun. 2017. Do Corporate Income Tax Cuts Decrease Labor Share? Regression Discontinuity Evidence from China. *SSRN Electronic Journal* **108**. . [[Crossref](#)]
768. Sharon Belenzon, Victor Manuel Bennett. 2015. Factor Substitutability and Entry. *SSRN Electronic Journal* . [[Crossref](#)]
769. Kazuhiro Yuki. 2013. Mechanization, Task Assignment, and Inequality. *SSRN Electronic Journal* **118**. . [[Crossref](#)]